

*Your life. Your stuff.
All together at Windows Live.*

Windows Live

Reviewer's Guide
Wave 3

Microsoft

 Windows Live™

Contents

Please note that the final released product may be slightly different from the screenshots shown here. This document is for informational purposes only. MICROSOFT MAKES NO WARRANTIES, EXPRESS OR IMPLIED, IN THIS SUMMARY.

4	Introduction	45	Windows Live: Experience a better way
4	Today...	45	Communicate and share
4	Where we have been...	48	Manage all your stuff
5	Where we are headed...	50	Optimum experience across devices
6	The next wave	52	Partnerships enhance the new Windows Live experience
8	Before you get started		
9	Life online is complicated: Enter Windows Live	55	Summary
9	The service proliferation challenge	55	Your life. Your stuff. All together at Windows Live.
12	Windows Live: Richer scenarios across PC, phone, and web	56	Summary of new features
17	The three key principles behind this wave of Windows Live	62	Competitive comparison
17	Windows Live is people-centric	68	Technical information
18	Windows Live is data-centric		
18	Windows Live is open		
19	Availability		
21	Deconstructing Windows Live: A look at each of the services and tools		
21	Email		
26	Instant messaging		
29	Photos		
32	Social networking		
36	Online storage		
38	Other products		

Introduction

Today...

The average consumer is clearly facing information overload. Every day, there are new sites, a lot of them unique and useful. However, the consumer only has finite time. Some of the industry research indicates that US adults have, on average, three email accounts. They spread their most important contact information across multiple digital touchpoints, including their mobile phone, their webmail accounts, and their PC. And, they spend a lot of time online, sharing files and information at an unprecedented pace. The average consumer has their “stuff” all over the place.

These consumers—our customers—are feeling overwhelmed. They know their personal data is dispersed and disconnected, but they don’t want to think about how to consolidate and connect it. Our customers told us they wanted a solution that helps them aggregate and manage their activity online.

We think the latest wave of Windows Live is the answer.

Where we have been...

Over 460 million people use Windows Live every day. It has grown from a base of 8 million Windows Live Hotmail® users into one of the world’s largest online communities. Today, Windows Live is a suite of communication and sharing services that includes email, instant messaging, photo management and sharing services, social networking, and password-protected online storage.

Windows Live is best known for two flagship services. Hotmail is a web-based email service that serves over 350 million subscribers. To put that in perspective, the Hotmail user base has grown by an average rate of 42% a year since Microsoft acquired it in 1998. Hotmail customers log in from almost every country connected to the internet.

Windows Live™ Messenger, a client-based instant messaging service, has also enjoyed phenomenal growth. It was launched by Microsoft in 1999 and instantly became an internet success story. Today, it is one of the world’s largest, free instant messaging services, with over 320 million active customers.

Where we are headed...









In the short time since Microsoft introduced Windows Live, the online landscape has evolved dramatically, creating a plethora of feature-rich internet-based services. But this explosion has created a real challenge for customers. They must now answer the question, “how do I manage my online life?”

The latest wave of Windows Live is designed to make it easier for customers to communicate and keep their lives in sync as they use many services and lead active lives online. It’s faster, it’s open, and it’s more flexible than Windows Live has ever been before, and it makes it easy to stay organized anywhere and everywhere.








The next wave

We designed the latest release of Windows Live to make it the best way for our customers to communicate, share, and keep their life in sync. All our enhancements are focused on helping our customers to integrate, share, and instantly access all their digital “stuff”, all from one place.

Windows Live™ Home (<http://home.live.com>) is the online gateway. It provides a personalized, consolidated view of many of your web services, including popular third-party services.

The new Windows Live includes the following free web services:			
	Windows Live Hotmail		an exceptional web-based email http://hotmail.live.com
NEW!	Windows Live Photos		a comprehensive photo sharing and photo organizing service http://photos.live.com
	Windows Live SkyDrive		a password-protected online file storage facility http://skydrive.live.com
NEW!	Windows Live Profile		a place to showcase your online identity and post updates and comments http://profile.live.com
NEW!	Windows Live People		a place to aggregate your contacts across all Windows Live services http://people.live.com
	Windows Live Spaces		a rich blogging and free-form personal webpage http://spaces.live.com
	Windows Live Calendar		a full featured, sharable personal calendar http://calendar.live.com
NEW!	Windows Live Groups		a place for real-world interactive groups to collaborate online http://groups.live.com
	Windows Live Events		a service for generating online event invitations and hosting event-related interaction http://events.live.com

You can also download Windows Live™ Essentials, a free set of feature-rich Windows Live applications that allows offline access to your downloaded information. They also include powerful editing and creation tools for publishing to Windows Live web services and other popular third-party web services. Windows Live Essentials helps you get the most out of your Windows®-based PC. Windows Live Essentials is available for download from <http://download.live.com>.

Windows Live Essentials includes the following free applications:		
Windows Live Messenger		an instant messaging application that helps you connect with people and groups in real time, through text as well as photo, voice, and video*
Windows Live Photo Gallery		an application that helps you find, fix, and share your photos and videos
Windows Live Mail		an application that provides offline access to email, contacts, and calendar information that you have downloaded
Windows Live Writer		an application that helps you compose and publish personal stories and blogs
Windows Live Movie Maker Beta		a unique video editing and composition application
Windows Live Family Safety		an application designed to help parents control the content their children access online
Windows Live Toolbar		an application add-on for Internet Explorer® that enables easy access to almost all of your Windows Live activities

*Note: To place a PC to PC call, both users must have Messenger installed, a compatible microphone and speakers or a headset, and internet access (webcam and broadband required for video).

Before you get started

We designed this document to explain the five core services in Windows Live:

- email
- instant messaging
- photos
- social networking
- online storage

Each of these services is built to integrate with the others to make it easy for customers to get things done and stay connected online.

While every service in the suite can help you accomplish a specific task, the combination of services and the way that they interconnect is what distinguishes Windows Live.

There's another important differentiator in this wave. The suite is now designed to let you connect with feeds from many third-party services, so you have the flexibility to connect with your friends as you choose while still having a central place to organize and manage your information.

The following pages will outline our vision for the latest release of Windows Live: It's designed to make it easy for customers to communicate, share, and keep their life in sync.

Life online is complicated:

Enter Windows Live

The service proliferation challenge

It was famed computer scientist Alan Perlis who noted that "simplicity does not precede complexity, but follows it." This release of Windows Live follows his insight. It is designed to help customers simplify an increasingly complex life online.

Our customers told us that they love all the things they can do online now, but they are also feeling overwhelmed. A typical customer today has three or more email accounts, each serving a unique purpose. They often have interactions across two or three social networking accounts, and at least one instant messaging account. These customers are challenged by the number of places to check in, the passwords to remember, and the notifications requiring responses. They are fatigued by the complexity of multiple accounts.

Why so many accounts? Our research indicates that this new generation of customers considers the internet to be an "integral part of life." They want to keep up with the latest services and tools,—the same services and tools that their friends, family, and organizations are also

using. They want to explore faster, more efficient ways to communicate and share, and they want to take advantage of the many new services that let them do more with their photos and files.

Our customers have spread their personal data in many different places, and they want to move that data between services that are not connected today without worrying about how it's done.

At Microsoft, we've experienced this challenge for ourselves, and we believe that there is a better way. This release of Windows Live is a major step forward in helping customers solve the service proliferation challenge. It is designed to complement customer behavior today and simplify life online.

Windows Live: Why bother with a suite?

This new release will help solve the proliferation problem by enabling our Windows Live services to work together seamlessly, letting our customers easily switch between the different ways they prefer to communicate and share.

For example, your online photo albums are now accessible from just about anywhere on Windows Live. You can drop them into chats in Windows Live™ Messenger. You can place them in email messages using Windows Live™ Hotmail. And, you can organize them into slide shows that are hosted on Windows Live™ Photos. Your photos are even accessible right from your Windows Live™ Profile. This approach makes it easier for you because no matter where you want to share your photos using Windows Live, the task is consistent.

The suite also provides Hotmail and Messenger customers with new features that make Windows Live a more social environment. With these features in place, notifications on your friends’ activities appear in a universal what’s new feed that is visible on nearly every Windows Live page, so you can keep up with your contacts from virtually anywhere within the suite. For

example, after sending an email to a contact in Hotmail, you’ll see a list of recent activity related to that contact. And while you chat with one friend on Messenger, the what’s new feed surfaces so you can get the latest updates on your other contacts’ activities. The what’s new feed also lets you know when your friends tag or comment on your home page, your photo albums, or your Windows Live™ Spaces pages.

This approach reduces what you have to do to keep things up to date. When you make changes in one part of the suite, those changes are reflected everywhere within the suite. So the next time you update your personal status message on your Profile, it will show up on your Messenger status, and when you update the picture on your Profile, it will automatically show up on your Messenger user tile.

To really understand how seamlessly Windows Live connects your services, look no further than Windows Live™ Home. It is the gateway to your Windows Live experience and the dashboard for all your activity.



- 1 Main navigation**
The header bar provides simple, consistent navigation. From here you can access other Windows Live web services. The “MSN” tab provides easy access to the MSN portal.
- 2 Activities**
The Windows Live suite combines your activities and displays them in one easy-to-read place.
- 3 Email**
With Hotmail, you can access your e-mail accounts from one convenient place.
- 4 What's new feed**
The what's new feed lets Windows Live customers keep up with their network of friends. What's new appears in many of the most popular locations in Windows Live.
- 5 Themes**
You can customize your theme to be static or dynamic. Dynamic themes change with contextual cues.
- 6 Personal photos**
Personal photos on the upper right make the page personal to you.
- 7 User tile**
The user tile is an at-a-glance view of you.

Windows Live: Richer scenarios across PC, phone, and web

In the same way that customers juggle multiple communication services, they often access their services across multiple PCs and from their mobile phone. There’s a growing need for a platform that makes better use of the power of the PC for communication and sharing—a platform that works seamlessly across devices so that life online continues regardless of where you are.

Windows Live completes Windows

Windows Live is more than a collection of web services. It is designed to fit into the way you do things: devices you already use and software you are familiar with. Whether using a mobile phone or a PC, Windows Live offers you tools to make communication and sharing easier, and managing your stuff simpler.

This is why, in this release, we are introducing Windows Live™ Essentials, a set of feature-rich applications that add powerful features and functionality to your Windows PC. Plus, we are enhancing your Windows Live mobile experience.

Windows Live™ Essentials

Once you download Windows Live Essentials, you’ll enjoy a free enhancement to the Windows experience. Windows Live Essentials enriches your internet experience by providing tools that let you access your data offline and make it easy to compose emails, and then when you’re back online you can publish to third-party services.








These applications harness the power of your PC to improve management of routine internet tasks. They help you create and edit your photos, videos, blogs, and other content you want to share, using software that takes full advantage of the Windows operating system. And they make it easy to publish your content to Windows Live. They provide offline access to your downloaded email, contacts, photos, and blog entries. For more detail on these tools, see the Products section of this guide.

While Windows Live Essentials is designed to work best with Windows Live, you can also use its application to interact with many popular third-party services. For example, Windows Live™ Writer can be used to publish your posts to Blogger, Wordpress, and most other major blogging services. You can use Windows Live™ Photo Gallery to publish photos to many third-party services. And Windows Live™ Mail can help you manage your Gmail or Yahoo! Plus Mail* accounts, in addition to other POP mail service providers.

Windows Live Essentials ships with several built-in plug-ins, but new plug-ins will be introduced frequently.

*Note: Requires a Yahoo! Plus Mail account because POP access is not available with free Yahoo! email accounts.

Windows Live Essentials includes the following free applications:

Windows Live Messenger		an instant messaging application that helps you connect with people and groups in real time, through text as well as photo, voice, and video*
Windows Live Photo Gallery		an application that helps you find, fix, and share your photos and videos
Windows Live Mail		an application that provides offline access to email, contacts, and calendar information that you have downloaded
Windows Live Writer		an application that helps you compose and publish personal stories and blogs
Windows Live Movie Maker Beta		a unique video editing and composition application
Windows Live Family Safety		an application designed to help parents control the content their children access online
Windows Live Toolbar		an application add-on for Internet Explorer® that enables easy access to almost all of your Windows Live activities







Windows Live™ for mobile

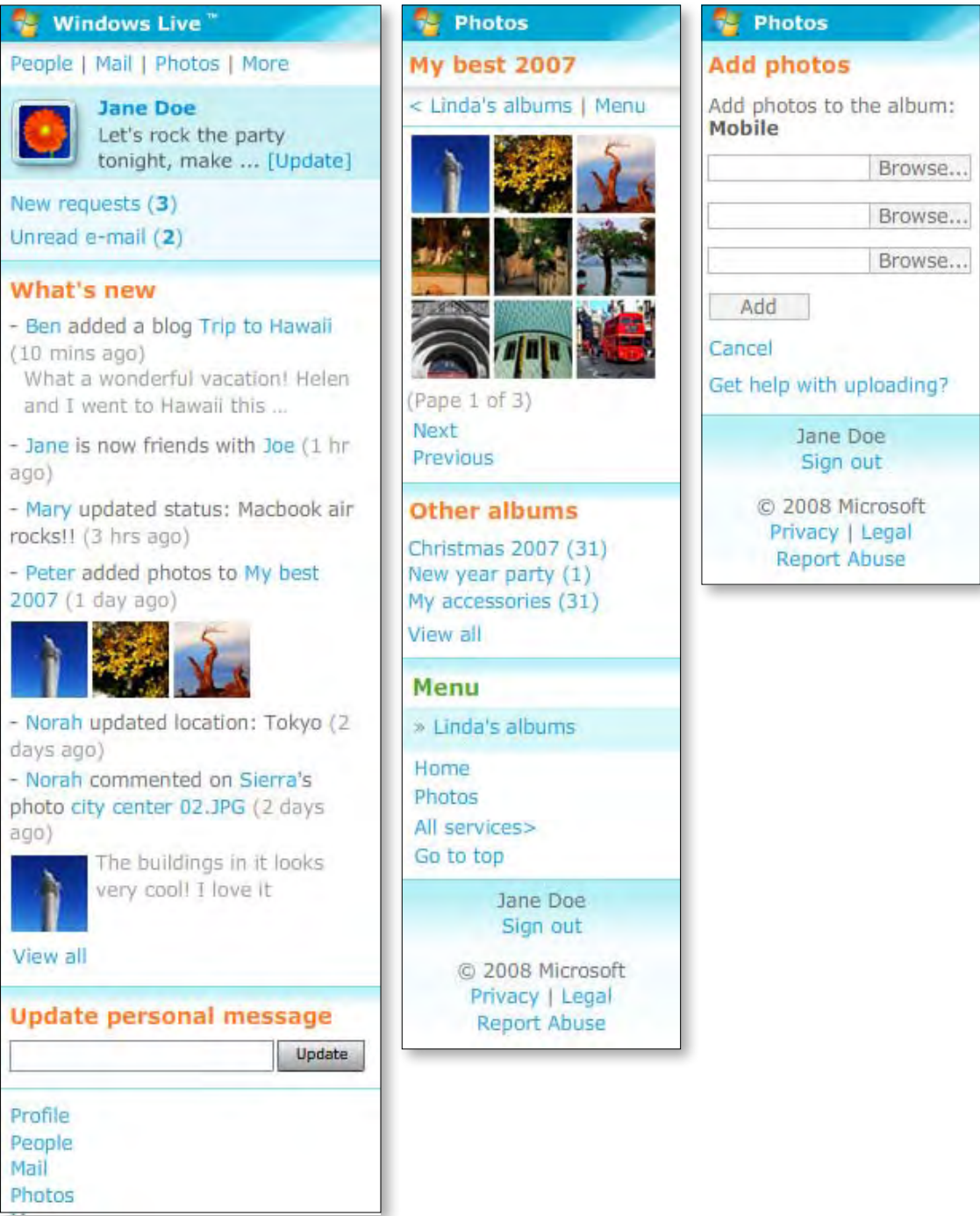
Windows Live for mobile activates the Windows Live experience on mobile devices. With Windows Live for mobile, you can access Windows Live services via a custom client application, the mobile web, SMS, or a combination of the above.

Clients: Learn how to enable an integrated Windows Live experience on your mobile phone or handheld device by visiting <http://gowindowslive.com/mobile>. For supported devices, Windows Live Hotmail, Windows Live Messenger, and Windows Live Spaces are all seamlessly integrated into your mobile phone's user interface and you can synchronize your phone's native address book with your contacts on Windows Live. Your contacts' Messenger status is also automatically displayed and updated. The client supports rich HTML formatting of email, and allows you to upload photos easily to Windows Live Photos directly from the built-in camera on your phone.

Mobile web: Go to <http://mobile.live.com> from your mobile phone's web browser to get the broadest range of Windows Live services available on mobile. Here you can access what's new, update your personal message, connect with friends, upload and view photos, get your mail, read blogs, IM with friends, and more. It uses the same look and feel as the core Windows Live web experience.

SMS: Once you have connected your mobile phone number to your Windows Live account, you can start accessing Windows Live using SMS. You can configure and get Hotmail alerts, IM with your Messenger contacts, update your personal message, get your calendar, invite friends to connect, and more. Availability of SMS services varies by mobile operator.

Windows Live for mobile includes the following services:		
Windows Live Hotmail for mobile		Web- and client-based mail on your mobile phone. New mail alerts via SMS
Windows Live Messenger for mobile		Web-, client-, and SMS-based instant messaging from your mobile
Windows Live Photos for mobile		Web-based photo viewing, upload, and sharing. Client-based photo upload
Windows Live Profile for mobile		Web-based access to view and update your information and connect with others
Windows Live People for mobile		Integrated contacts in mobile phone address book. Web-based hub to access contacts. SMS-based search for contact info
Windows Live Spaces for mobile		Web-based access to personal webpage and blogging
Windows Live Calendar for mobile		SMS-based access to today's and tomorrow's appointments



*it connects my life
in one place*



The three key principles behind this wave of Windows Live

Windows Live is people-centric

People are at the heart of your online communication. You use the internet to connect and share with others. That's why we overhauled the Windows Live experience to center it around the people in your life—friends, family, acquaintances, colleagues, and even complete strangers.

The ability to keep in touch with the people in your life is built into every service on Windows Live. You can see a friend's online presence on the Windows Live™ Photos page, and send an instant message while viewing their latest photo album. You can share photos with a person or one of your groups just as easily. The people you connect with, be it a single person or a community of friends, are easily accessible. The Windows Live™ People page consolidates all your Windows Live™ Hotmail contacts, Windows Live™ Messenger contacts, Windows Live™ Spaces friends, groups, and network connections. It is a central place where you can organize your contacts into categories and assign viewing permissions for things you wish to share online.

While the People page is the official contacts hub, the ability to update, add, or modify contacts is tightly integrated into the entire Windows Live suite, so you can easily find, add, or act upon your contact's information wherever you are on Windows Live, no matter what you're doing. And, contact updates are instantly reflected in the central contact store, which every service across Windows Live can access automatically. With Windows Live, it is now much easier to manage your contacts, invite your friends from other sites, and find your friends on the Windows Live network.

Windows Live is data-centric

Computers were originally designed to simplify repetitive tasks. But many customers find themselves continuously updating the same information. That's why Windows Live aggregates and synchronizes your data across services. When you make a change, it is automatically updated almost everywhere within Windows Live. For example, when you update your status in Windows Live Messenger, it gets updated across Windows Live™ services. Similarly, your photos show up in your what's new feed automatically. When you change your personal status message in Messenger, it gets updated wherever it shows up elsewhere in Windows Live, and vice versa. It's the same way with contacts, calendar updates, and stored files—it all stays in sync across the suite.

- Windows Live is designed to let you control what gets updated and who sees the updates. You manage settings across all services from your Windows Live Profile page:
- Choose who gets your updates, or whose updates you want to see.
 - Select themes for your different services (like Windows Live Hotmail, Windows Live Messenger, etc.).
 - Set permissions on who can view your list of friends.
 - Personalize the web address (URL) for pages that you create on Windows Live.

Windows Live is open

You probably use many web services to connect with your friends and manage your personal information. Just like you, our customers don't want to give up third-party sites they already enjoy using. Why? Because many of their friends are using these services, and they want to stay connected to their personal networks. That's why we designed this release of Windows Live to be more of an open environment—a place that provides flexibility by letting you connect to popular third-party services.

- Windows Live makes it easy to incorporate data and notifications from services like Twitter, iLike, and Yelp. We are working with several other partners, including some of the largest social networks, to incorporate their feeds into Windows Live. Once you've added third-party services to your profile, your activity on the associated sites will appear in the Windows Live feed so your Windows Live friends are automatically kept up to date with the "whole you."
- Windows Live lets you stay connected to what's happening across your entire network, and makes it easy to exchange and share information using the services you prefer.
- Windows Live also lets you consolidate your email accounts from Google, Yahoo! Plus Mail* accounts and others so that you can use Hotmail to view and manage all your POP email services, all from one sign-on.
- You can invite contacts from third-party services such as Facebook, so that your complete address book is always at your fingertips in Windows Live. You can communicate with other instant messaging networks like Yahoo! and Office Communicator through Messenger. And you can use Windows Live™ Essentials applications to publish to third-party services such as Wordpress, Blogger, TypePad, etc.
- *Note: Requires a Yahoo! Plus Mail account because POP access is not available with free Yahoo! email accounts.

Availability

The timeline below shows, at a high level, the rollout of this release. Please note that all features will not release at the same time. Release of individual services may also vary by market. More information is available in the Summary of new features section.

Timeline for Wave 3 launch						
	Phase 1 Services: Private Beta (details not shown here) Applications: public Beta	Phase 2 First Windows Live Hotmail release	Phase 3 Applications: Full release Services: All released, except Windows Live Hotmail and Windows Live Calendar	Phase 4 Second Hotmail release	Phase5 Calendar release, third Hotmail release	Complete Launch
Other releases	Other applications included in Windows Live Essentials will be in public Beta as well Mobile public Beta for photos		Availability of Windows Live Home, Common Wave 3 header, 3rd party feeds integration, Windows Live™ Toolbar released Mobile release: Home, Windows Live™ Photos, Windows Live™ Profile, Windows Live™ People, Hotmail and SMS updates	Calendar release		
Social networking releases	Windows Live Writer public Beta (part of Windows Live Essentials public Beta)		Windows Live Writer release, People page released, Profile page released, Update to Windows Live Groups, Windows Live Events and Windows Live Spaces			
Photos releases	Windows Live Photo Gallery public Beta (part of Windows Live Essentials Beta)		Photos site launched, Photo Gallery full release; Windows Live™ Movie Maker Beta			
Messenger releases	Windows Live Messenger public Beta (part of Windows Live Essentials Beta)		Full release: Messenger new look and feel, what's new feed integrated into Messenger			
Hotmail releases		Updated Hotmail user interface	WebIM, what's new feed integrated into Hotmail, "Instant Access" pane in US and UK	POP access	POP aggregation, ever increasing storage	

Note: The orange colored boxes show what is released in public Beta.

Deconstructing Windows Live: A look at each of the services and tools

Email

In this release, we've added several new features and enhancements to Windows Live™ Hotmail. You'll now enjoy ever-growing storage capacity (subject to abuse controls), much faster processing speeds, a more simple and robust user interface, integrated instant messaging, and a series of improvements in spam-fighting technology that are minimizing spam in the Hotmail inbox like never before.

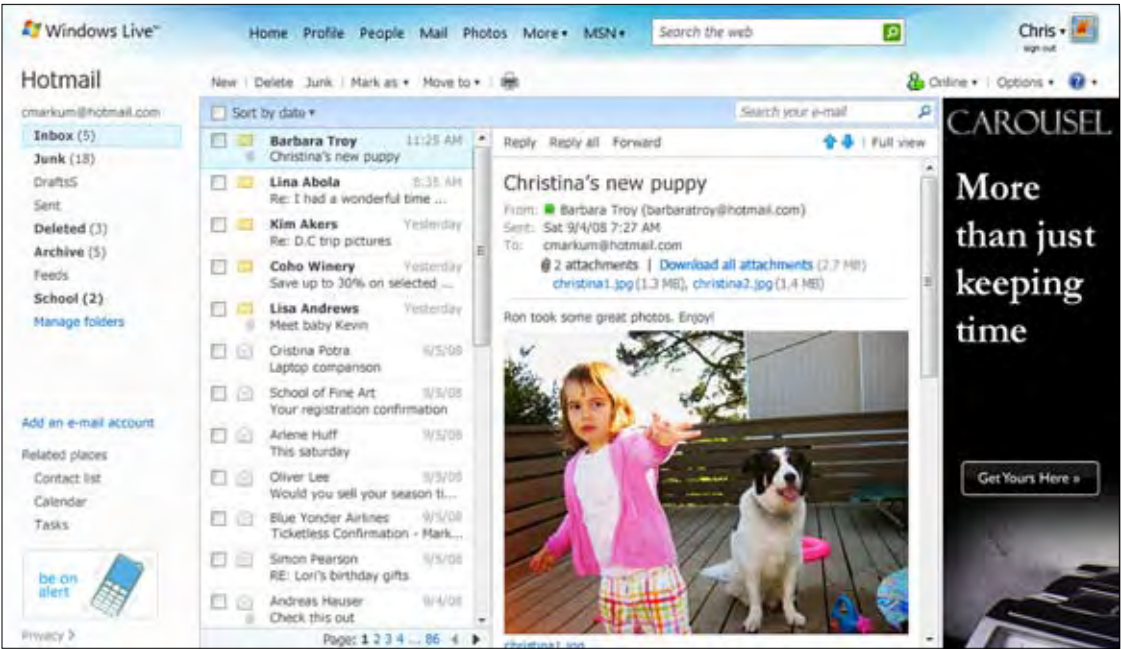
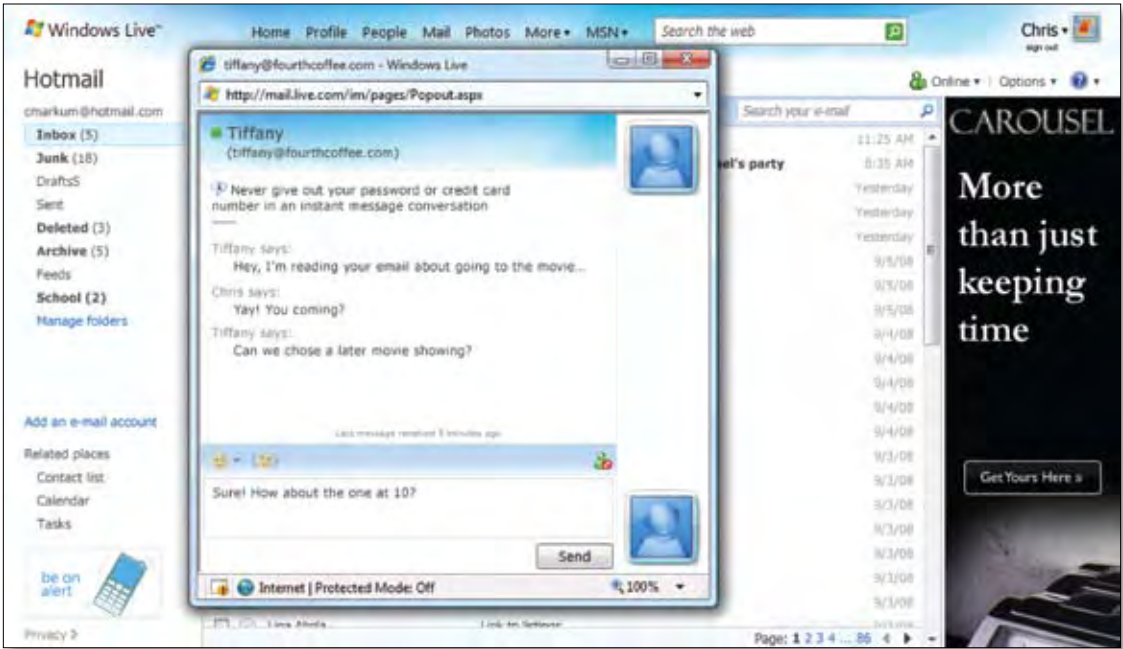
Less spam, greater speed

Two years ago, the Hotmail anti-spam team set out on a mission: reduce the incidence of spam in the inbox by half. With this release, we're there. We're now filtering spam 80% more effectively than we were just two years ago. We filter nearly 5 billion pieces of junk mail every day, meaning Hotmail customers will see much less spam actually hit their inbox than ever before with Hotmail. We've trained our filtering algorithms to react far more quickly, throttling attacks better and growing smarter and more nimble in the process. We're aided by the growing, cumulative intelligence of community "clicks," the signals we collect every time someone in our subscriber base hits the Hotmail "junk" button.

We're also working to conquer phishing scams. Once again, community clicks have enhanced our ability to anticipate and fight fraud. In fact, the intelligent feedback we gain from our expanding Hotmail community contributes to spam and scam fighting in other Microsoft products like Internet Explorer 7 & 8, Microsoft® Outlook, and Microsoft® Exchange.

We simplified the user interface, combining "classic" and "full" versions into a single, unified experience so that now all customers have access to the same great features. We retained important user-managed safety controls like image blocking, personal block lists, and prompts for customers to tell us whether we should consider any given sender safe or not—particularly ones we don't recognize from user contact lists.

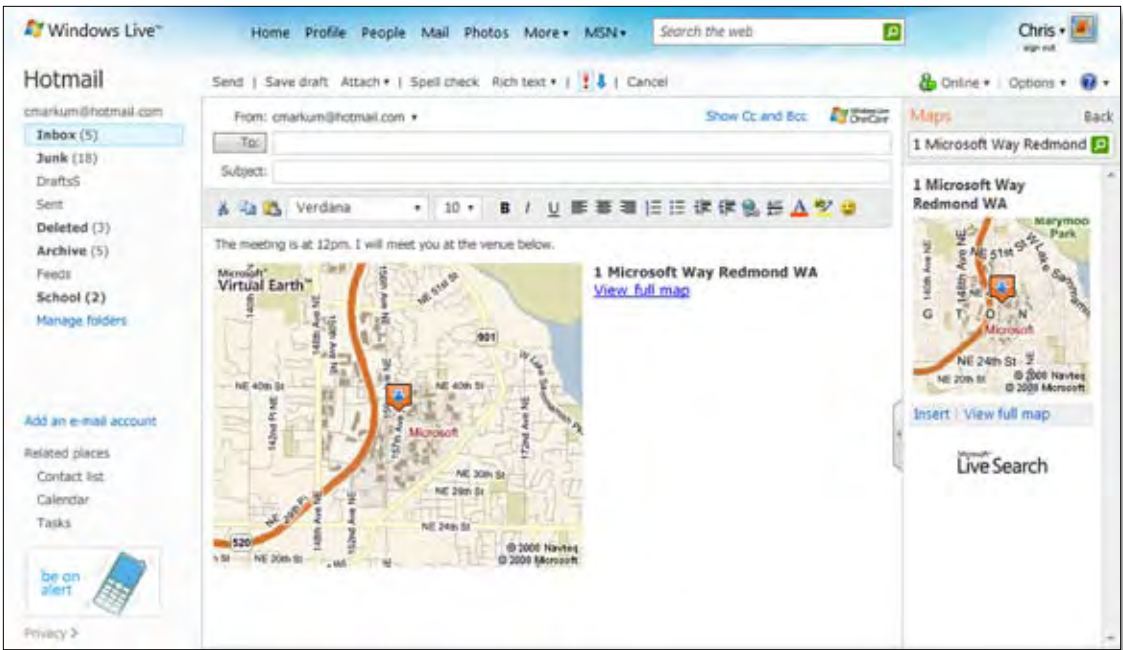
We've also made Hotmail faster. Through skinnier page weights, smarter cookie management, lighter color palettes, more efficient image rendering, and abundant re-engineering, Hotmail transactions over broadband are netting speed hikes in excess of 70%, and up to 54% over narrowband.



More than just email...yet one convenient place

“Make it easier for me—bring it all together” We heard this request time and again when we talked to Windows Live Hotmail customers. In Wave 3, customers can access multiple email accounts—Hotmail, Gmail, AOL, Yahoo! Plus Mail¹—from one place with a quick and easy POP aggregation tool. You can build a master address book, putting your contacts in one place, including contacts from third-party email services and networks like Facebook. You can combine your calendars by importing them into Windows Live™ Calendar. You can even subscribe to third-party calendars supporting the open iCalendar standard.

You can now use Hotmail to IM with Windows Live™ Messenger contacts, and stay current with the what's new feed. You can also use the new “Instant Access” feature to easily access and embed local maps, movie times, restaurant reviews, yellow pages, and photos into emails as you write them—all without ever having to open another browser tab.²



¹ Requires a Yahoo! Plus Mail account because POP access is not available with free Yahoo! email accounts.

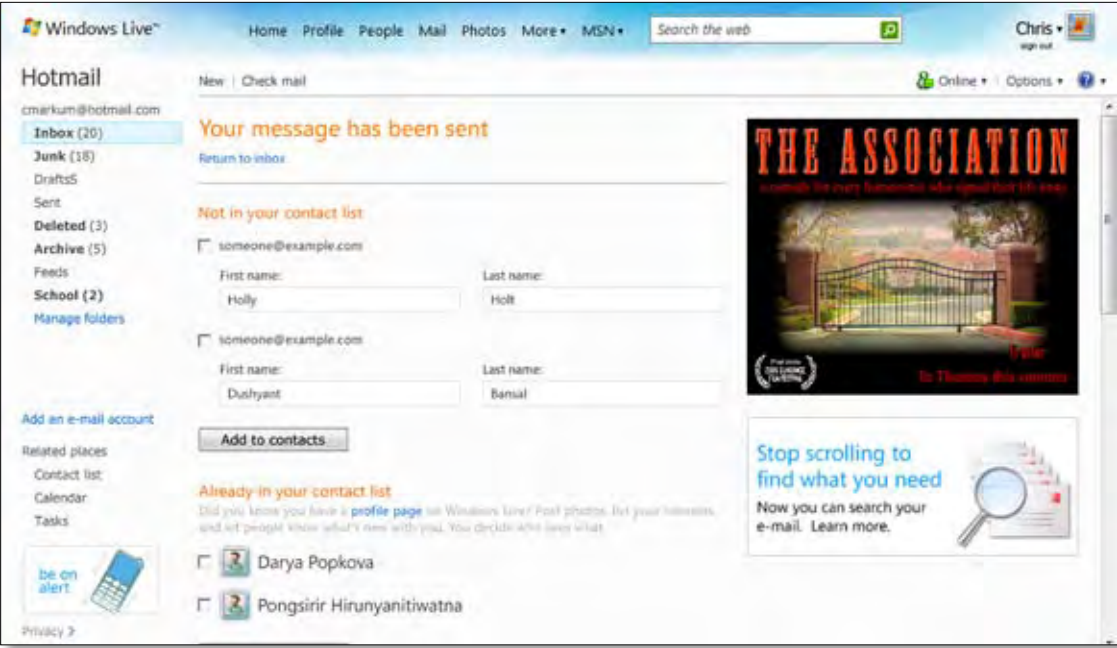
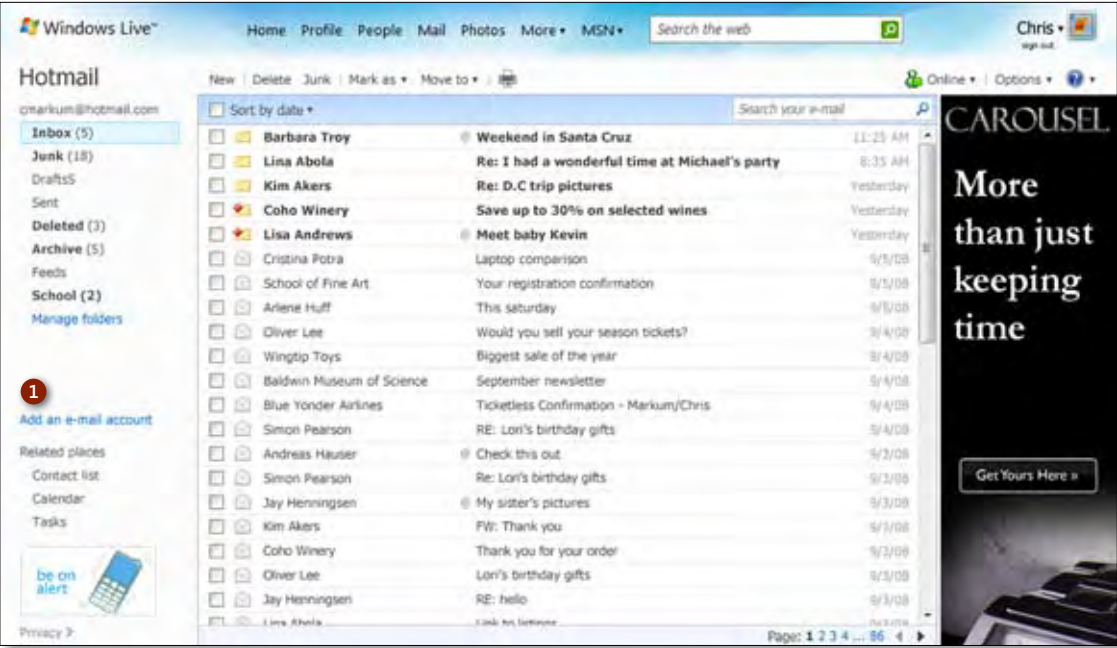
² This feature is only available in the US and UK initially.

More of what you expect

In the past, we gave customers 5GB of mail storage. While 99% of the time that was enough, in Wave 3 Windows Live Hotmail inbox automatically grows to accommodate your needs (subject to abuse controls). When you are offline, you can use Windows Live™ Mail,

a great desktop application that provides you access to your downloaded Hotmail messages offline, or you can use Outlook. We've also opened POP access so that people can use just about any email application they want to get their Hotmail.

1 Add an e-mail account
Access multiple web email accounts—Hotmail, Gmail, AOL, Yahoo! Plus Mail, etc.—in Hotmail. Managing them in Hotmail is easy and convenient.



Instant messaging

Windows Live Messenger is one of our customers’ favorite ways to stay in touch with their contacts. Messenger is inherently a social experience. It’s all about people, connections, and interactions. That’s why we’ve introduced several new, socially oriented features in this release, including rich photo integration, enhanced group facilitation, increased personalization, and improved access to updates from your network.

Messenger is personal

The latest release of Messenger not only includes a completely new look and feel, but it’s also designed to let our customers make it their own. You can personalize nearly everything. It is easy to change your profile picture, the background scene, and your status messages whenever you like. Not only can you personalize your display picture with your own photos, but you can also create a dynamic avatar or even record a short video.

For more fun, you can create multiple display pictures, which we call “moods,” and alter what your contacts see by the emoticons you use in your conversations. If you want to send your happy display picture, just type 😊 into the conversation, and your mood will change automatically.

In response to one of the most frequent requests from our customers about our previous release, you can now easily include hyperlinks in your personal status message. You can also designate your own signature sound—a tone that contacts hear when you start a conversation, and you can assign unique sounds to the people in your contact list.

Messenger is social

Like most Windows Live™ services, Messenger includes integrated access to the what’s new feed, so you can monitor the latest updates from your circle of friends at a glance, without any need to login across multiple destinations. With the what’s new feed, Messenger is the perfect place to engage with your social community, especially since it includes enhanced voice, video, and interactive gaming features.

Millions of our customers have been using Messenger to share photos every day. But rather than sending these as file transfers, the new Messenger includes built-in photo sharing. Photo sharing automatically scales the Messenger display window to make it bigger so that your photos look better while providing ample space



to chat when sharing your photos and memories with your contacts. Photo sharing also includes drag-and-drop functionality, so it’s very simple to have great photo sharing experiences.

If you prefer to share in a more interactive fashion, you can use voice and video chat to bring your interactions to life. And if you’re trying to call a phone number, you can call your friend’s mobile phone with a single click using Windows Live™ Call (currently only available in select countries). There may be charges from phone service providers for use of Windows Live Call—please verify for your local area. Whatever mode you choose, Messenger makes it easy to connect instantly.



Messenger makes your life easier

In this release, we are introducing two new concepts that make it easier to keep in touch:

Favorites: A special category of friends that lets you quickly contact and easily get information about the folks you care about the most. Your favorites are on your “speed dial”, they are listed at the top of your contact list, and have more visual space. Favorites makes it easier and faster to stay in touch.

Groups: Windows Live™ Groups is a set of online tools for communicating with groups like your soccer team, your parents association, Friday night poker club, or a study group. You can create groups on the fly and chat simultaneously with up to 20 members at the same time. Every group also has a website, where you can share files and photos, leave messages, and even manage a group calendar.

Your favorites and groups are all tightly integrated into the Messenger experience. You can search through favorites, groups, and all your contacts with the integrated search box.

Messenger offers several other tools that make communication easier. For example, you can choose how much space to allocate to your contacts list, and you can interact with contacts using all the great social sharing capabilities in Messenger. You can also send instant messages from Messenger to any mobile phone using SMS. And best of all, you can now stay logged into Messenger* on multiple PCs, mobile phones, and websites so you’re always in touch with your Messenger contacts.



*Note: May result in mobile provider fees.

Photos

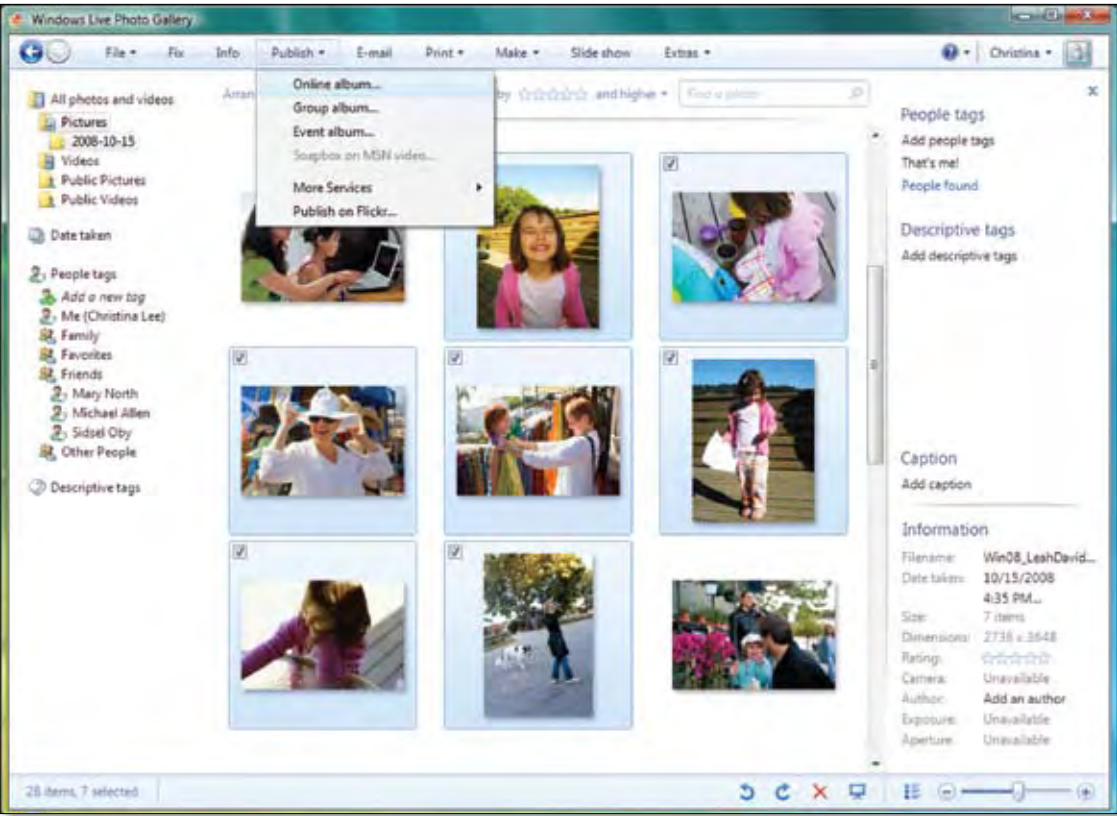
Photo sharing is one of our customers’ most frequent activities. And new photo sharing services and technologies appear on the scene every day to compete for their attention. Our customers told us they have to use several services to do what they really want with their photos. Windows Live makes photo sharing easy and enjoyable.

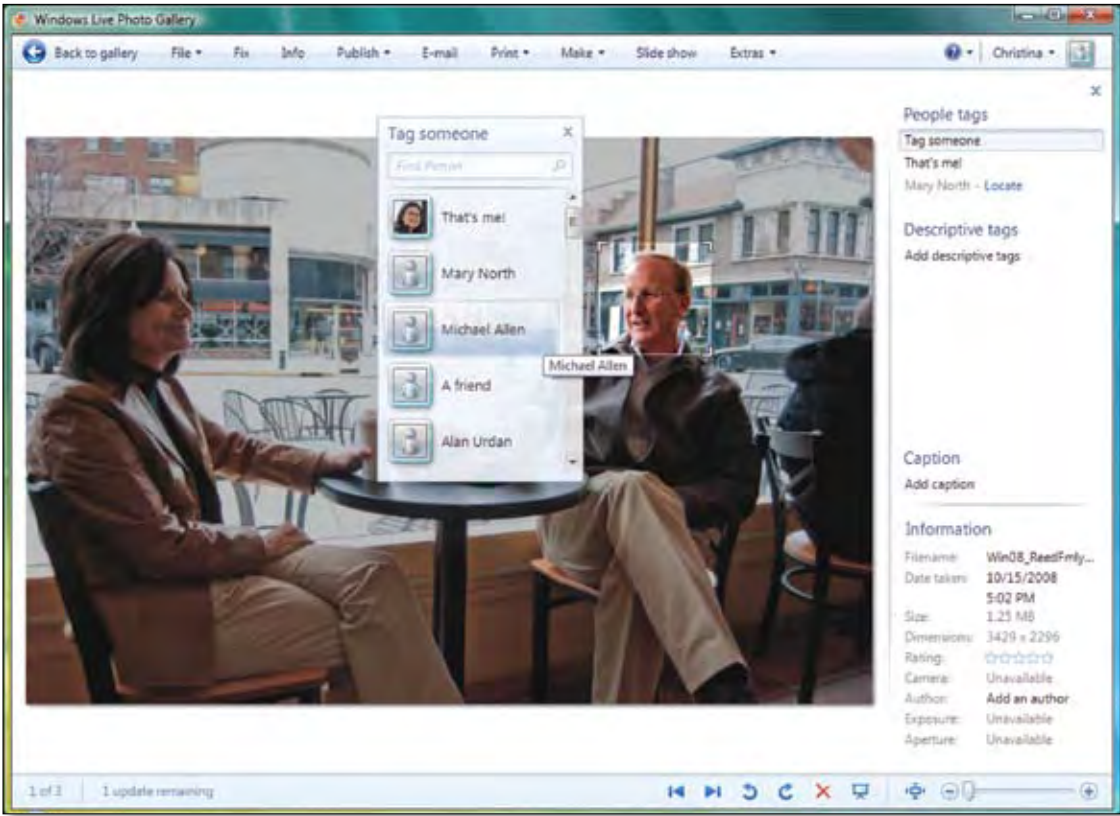
We added photo goodness everywhere our customers told us they wanted it. Write a blog and post a photo album to help tell your story. Go to an event and create a place where everyone who attended can post their pictures and comment. Organize the photos on your PC and search through them to find the one you want to send via email, or IM, or on your mobile phone.

Photos are everywhere on Windows Live, but they really come together in two places: Windows Live™ Photo Gallery and Windows Live™ Photos.

Windows Live™ Photo Gallery

Windows Live Photo Gallery is part of Windows Live™ Essentials. It's a free client application that makes it easy to find, fix, and share your photos. Even if you're already using another web photo service, we know you'll love Photo Gallery because it makes it easy to manage and publish your photos.





Windows Live™ Photos

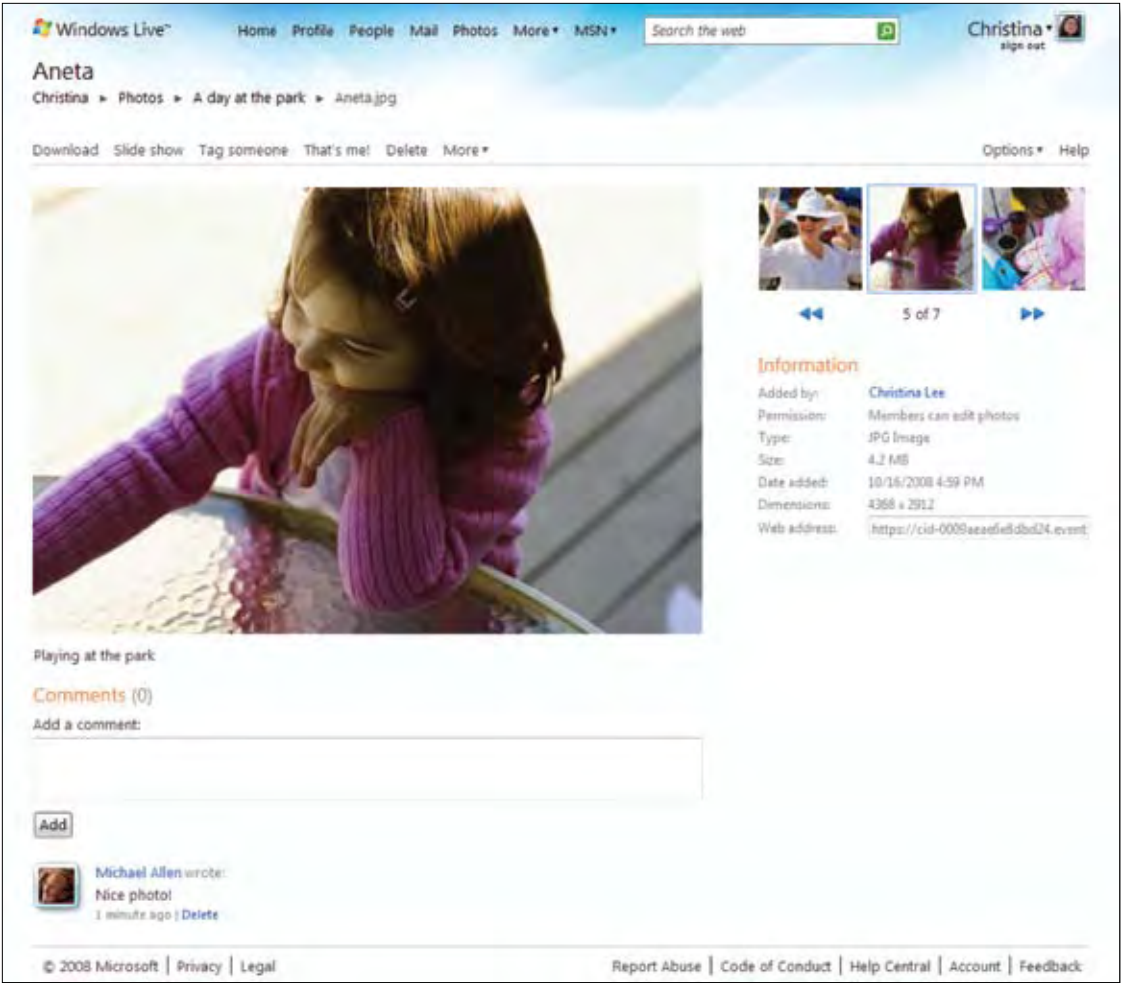
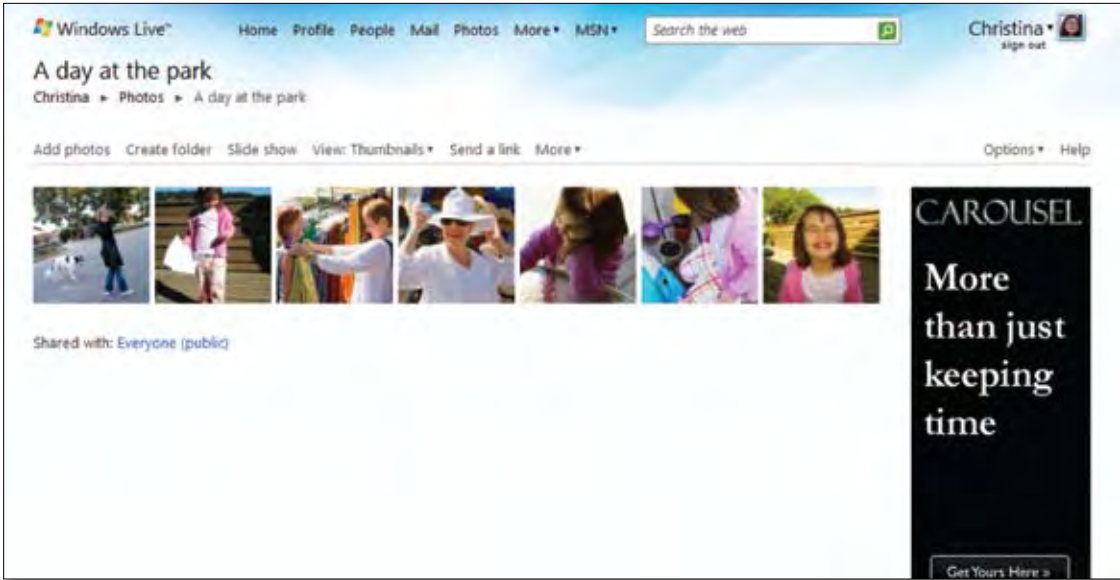
Windows Live Photos is home to your photos on the web. It helps you create web slide shows, share your photos through Windows Live Hotmail, Windows Live Messenger, and Windows Live™ Spaces, and it enables several new tools and features, such as:

People tagging: Identify and tag people in your photos, and Windows Live will help you locate them in future photos. You can also accept tags from other users.

Commenting: Add your own comments to photos and see comments your friends make.

What's new feed: Monitor the photos that people in your network post.

Group albums: Give your friends permission to add photos, tag them, and collaborate to construct an album that combines the best of your collective photo streams.



Social networking

Tip O’Neil, US congressman, once famously said, “all politics is local.” It might also be said that all internet is social—or at least it’s getting that way. Internet usage patterns have changed dramatically since we first launched Windows Live. Nearly everything on the internet today has a social component. That’s why we’ve designed nearly every part of the suite to enable social functionality. But there are some places where we’ve made the social aspect the most important element.

Windows Live™ Home—the dashboard view of your friends’ network

Your Windows Live Home is the place to track updates on recent online activity by your contacts. That’s because, like other parts of Windows Live, Windows Live Home is connected to a what’s new feed, so you can follow what

your contacts have shared and broadcast it to the world. And Windows Live Home is available on your web-enabled mobile phone so you can continue to track when you are on-the-go.

Windows Live™ Profile page—your showcase

Many of our customers told us they want it to be easier to broadcast key information and updates to their contacts with minimal effort. In this release of Windows Live, your profile is the easiest way to do that. It lets you easily share who you are and what you’re doing. And as you might expect, anything you change on your profile is automatically reflected throughout all services in Windows Live. While we automatically push your updates and add content based on your activity, you retain the ultimate control over what is shared and with whom.

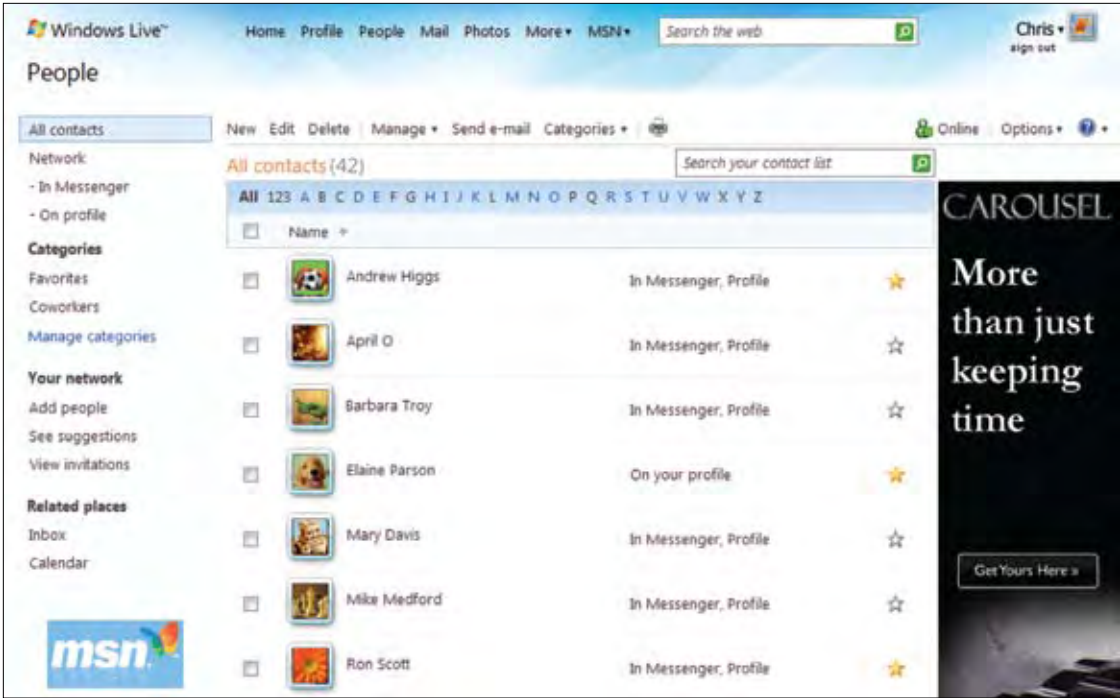
You can broadcast to the world, share only with designated friends and family, or no one at all. Your Profile page is also the place to choose your favorite third-party services you want to track. You can invite your contacts on those services into Windows Live, if you wish. Notifications from third-party services are added to your recent activity feed, which makes Windows Live a great place to aggregate all your service information.



Windows Live™ People—the place to manage contacts

The People page is where you store and manage your contacts. It is your central address book that contains your Windows Live Hotmail contacts, Windows Live Messenger contacts, people in your Windows Live network, and any group affiliations. It works behind the scenes to resolve duplication of contacts. And it also lets you invite your contacts from third-party services like

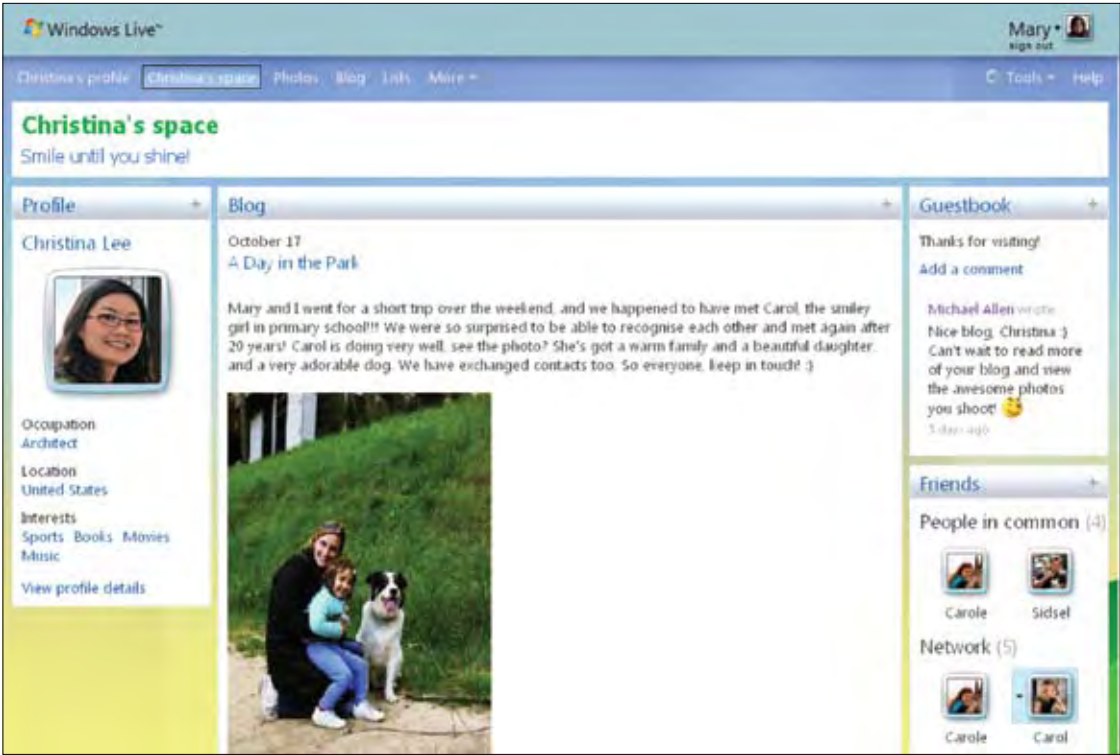
Facebook. You can organize your contacts into categories and assign common viewing permissions that determine what your contacts can see about you online. And the People page is accessible virtually everywhere in the suite, so you can add, invite, follow, or connect with your contacts wherever you are in Windows Live.



Windows Live™ Spaces—a place for free-form expression

Spaces has always been (with its 175 million customers) the place on Windows Live where we incorporated the most social features—like your profile, news feeds, “personal canvas/web page,” and our easy-to-use blogging service. You probably noticed that in this wave we’ve taken the best of the social features and infused them throughout the suite. That gives Windows Live Spaces the opportunity, in this release, to really focus on

being a “blank personal canvas” where you can tell personal stories through blogs and shared photos, or you can keep track of tasks using lists. You can share your photos, files, and news in a very personalized look and feel, or you can just add fun gadgets from around the internet. Spaces is designed to be whatever you want it to be, and it allows you free-form expression that is fully customizable (naturally).



Online storage

Customers told us that one of their most frustrating challenges is managing their digital “stuff”. Sharing files with other people and across machines is a challenge. They spend a lot of time and money trying to burn CDs and USB hard drives just to get data from one place to the other.

Many people email documents to themselves so they can then download them to another PC. But then they run out of storage space. They forget what is where. Sometimes they accidentally delete or lose important photos, files, or documents. We think that’s a part of life online that you shouldn’t have to worry about.

Access your files online, easily

Windows Live™ SkyDrive is the Windows Live solution to the problem. In this release, we are increasing storage capacity for SkyDrive to 25GB from the current 5GB. With this kind of storage, SkyDrive acts like your virtual hard drive on the internet where you can store your files,

photos, documents, etc., confidently. SkyDrive uses a simple folder structure, so it is easy and intuitive to navigate and use. SkyDrive also enables drag-and-drop functionality for quick and simple file transfer.

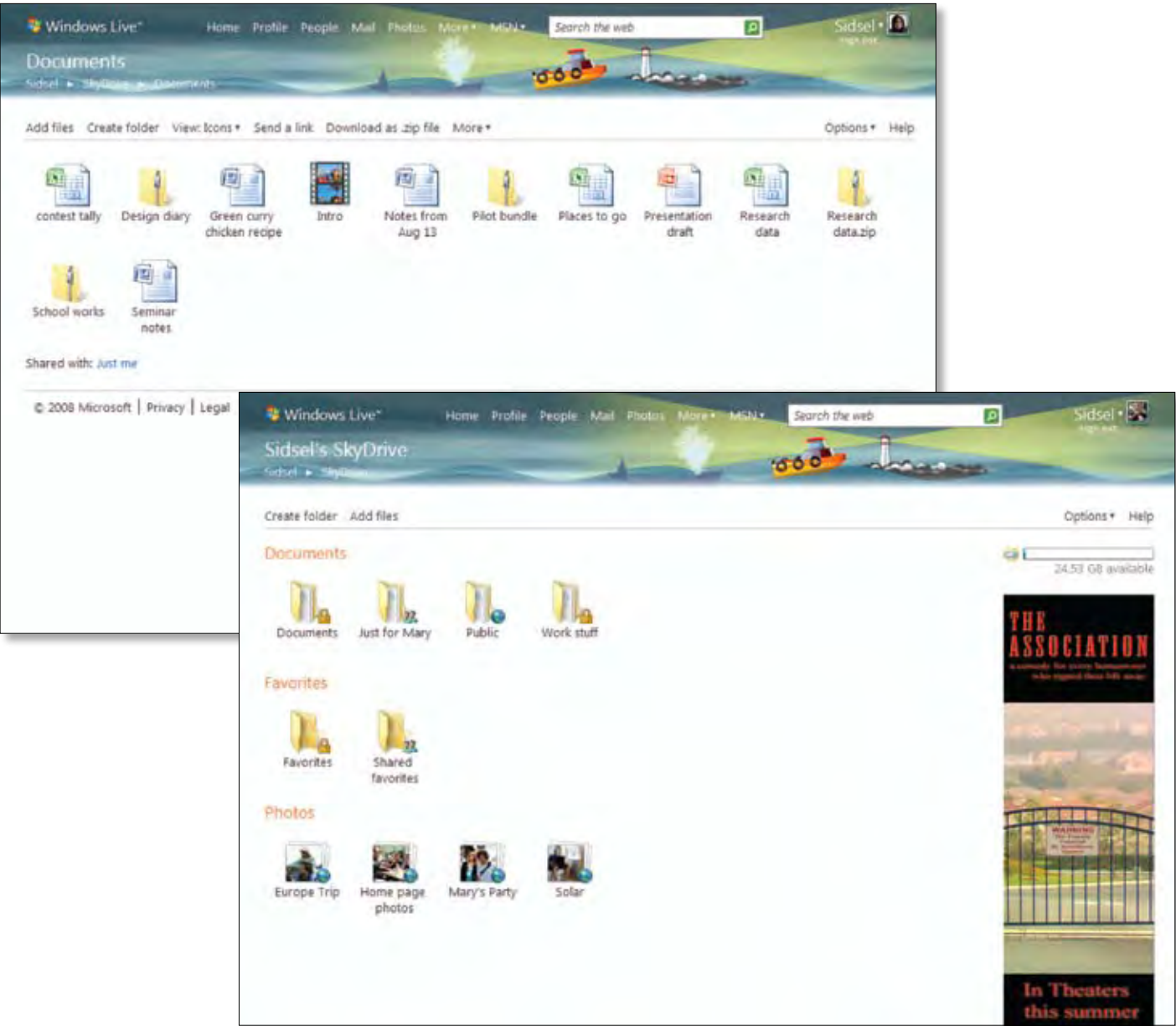


SkyDrive™ is integral to data management in the Windows Live suite

Like everything else in the suite, SkyDrive is tightly integrated with the other Windows Live services. You can use SkyDrive to share files you create. And because SkyDrive is the backend to Windows Live Photos, the photos that you upload to Windows Live automatically reside there too. In fact, SkyDrive is an excellent place to store all your digital stuff that you want to be able to access from all your internet-enabled PCs.

Access from any web-enabled PC

SkyDrive helps you keep your files confidential as you share them with others. You share your files with just the people you choose or publish them to the world—you decide.



Other products

Windows Live™ Groups

Groups is an ideal place for people who are looking for online tools for their real-world groups like clubs, teams, families, and other groups of people to connect with each other online.

Creating a group is easy. Inviting people to join is even easier. It is as simple as selecting contacts from your Windows Live™ Contacts list. You can interact and collaborate in ways that make the most sense for you—whether that means posting announcements on your Group page, broadcasting an email to everyone,

or using group chat features in Windows Live™ Messenger to connect informally. Having all your groups in Messenger keeps them at your finger tips.

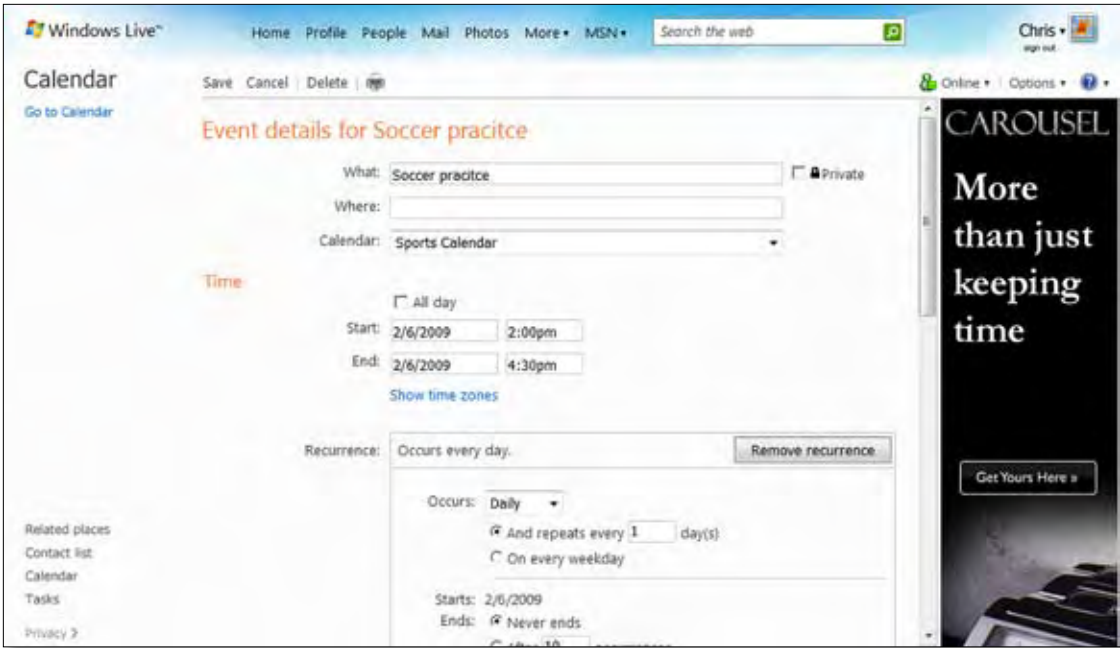
Photo sharing with Groups is a snap. You can keep everyone up-to-date on upcoming events with a shared calendar and use an “overlay” feature to enable an automatic display of Group events on your personal Windows Live Calendar. Similarly, Windows Live SkyDrive integration makes it easy to share group rosters, forms, meeting minutes, plans, etc.



Windows Live™ Calendar

Calendar is an easy way to keep life in sync. You can switch between multiple views of your day, your week, or your month. You can coordinate schedules with others and selectively share your calendar information. It works with many third-party calendar services,

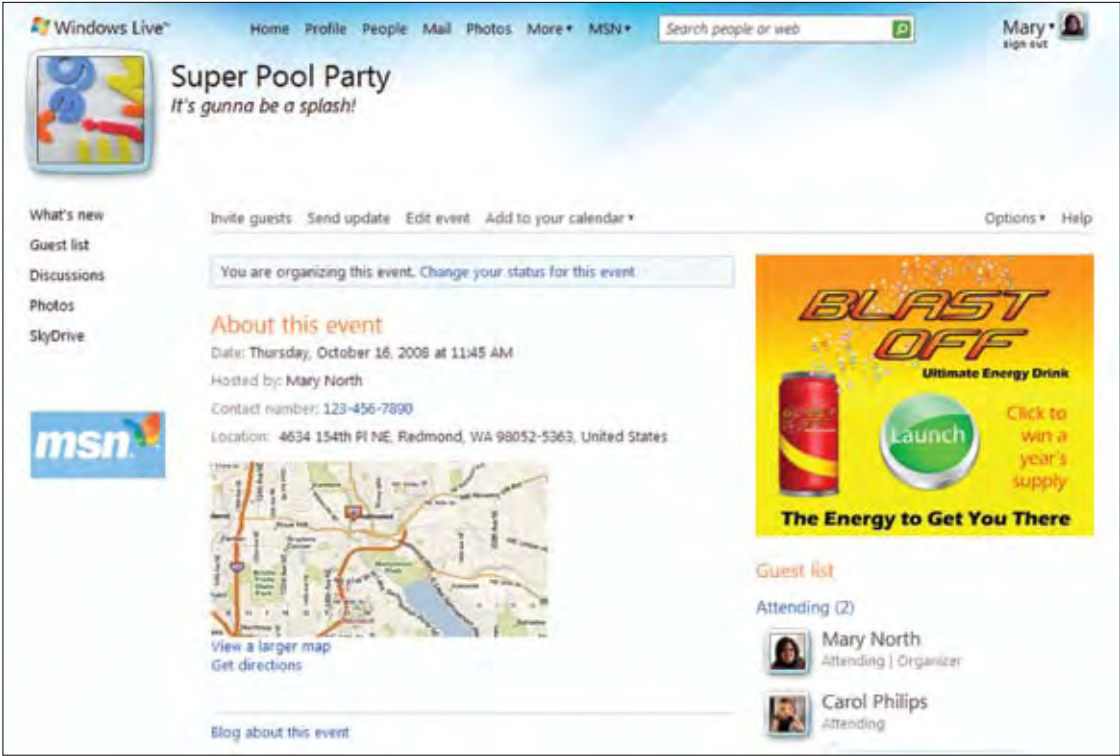
including Microsoft Exchange, and it supports the open iCalendar standard. Calendar is a great resource for managing group activities because it makes sharing group events and calendars very easy.



Windows Live™ Events

Events is a free online invitation service that helps you create beautiful email invitations and online pages for your next event. The service communicates important event details and collects guest RSVPs. Creating events automatically puts them on your Windows Live Calendar. You can select guests from your contacts, and choose from over a hundred themes to match your event's

purpose. Events generates a custom RSVP page for tracking, and provides a detailed Events page for guest reference. Guests can also upload pictures of the event afterward. And because this service is an integrated part of Windows Live, your guests who have a profile will also be able to share their activity around your Events on their Windows Live Profile page and in their what's new feed.



Windows Live™ Writer

Writer is a blogging application that is included in Windows Live™ Essentials. It provides a full set of tools to blog on Windows Live™ Spaces, as well as many other popular blogging services like Blogger, Wordpress, Typepad, LiveJournal, Sharepoint, and Community Server, among others. Writer enables you to publish rich content and preview it as you go, all in an interface that is familiar to Windows customers. Writer is not just for hard-core bloggers. It is a great storytelling tool that is easy for anyone to use.

Creating and formatting your blog entries is a lot like using Microsoft® Word but with features that are blogging-specific. You can arrange and edit images within the blog entry and add videos directly from your PC without ever having to leave the software or open a web browser. For example, you can easily add photos from your PC to your blog post, and display them in a visually engaging preview within your blog post. Or, you can publish videos in your blog from YouTube or MSN Videos.

Windows Live™ Mail

Mail is a great application for accessing stored information in Windows Live Hotmail, Windows Live Calendar, and Windows Live Contacts when you're offline. It also makes it super easy to access and manage third-party email services like Yahoo!*, Gmail, and AOL as well (thanks to support for POP and IMAP). And, with "photo mail" built in, you can send high-res photos to friends without clogging their inboxes. They receive light, embedded thumbnail images with links to easily download the full resolution versions or to see the images played as a slide show.

*Note: Requires a Yahoo! Plus Mail account because POP access is not available with free Yahoo! email accounts.

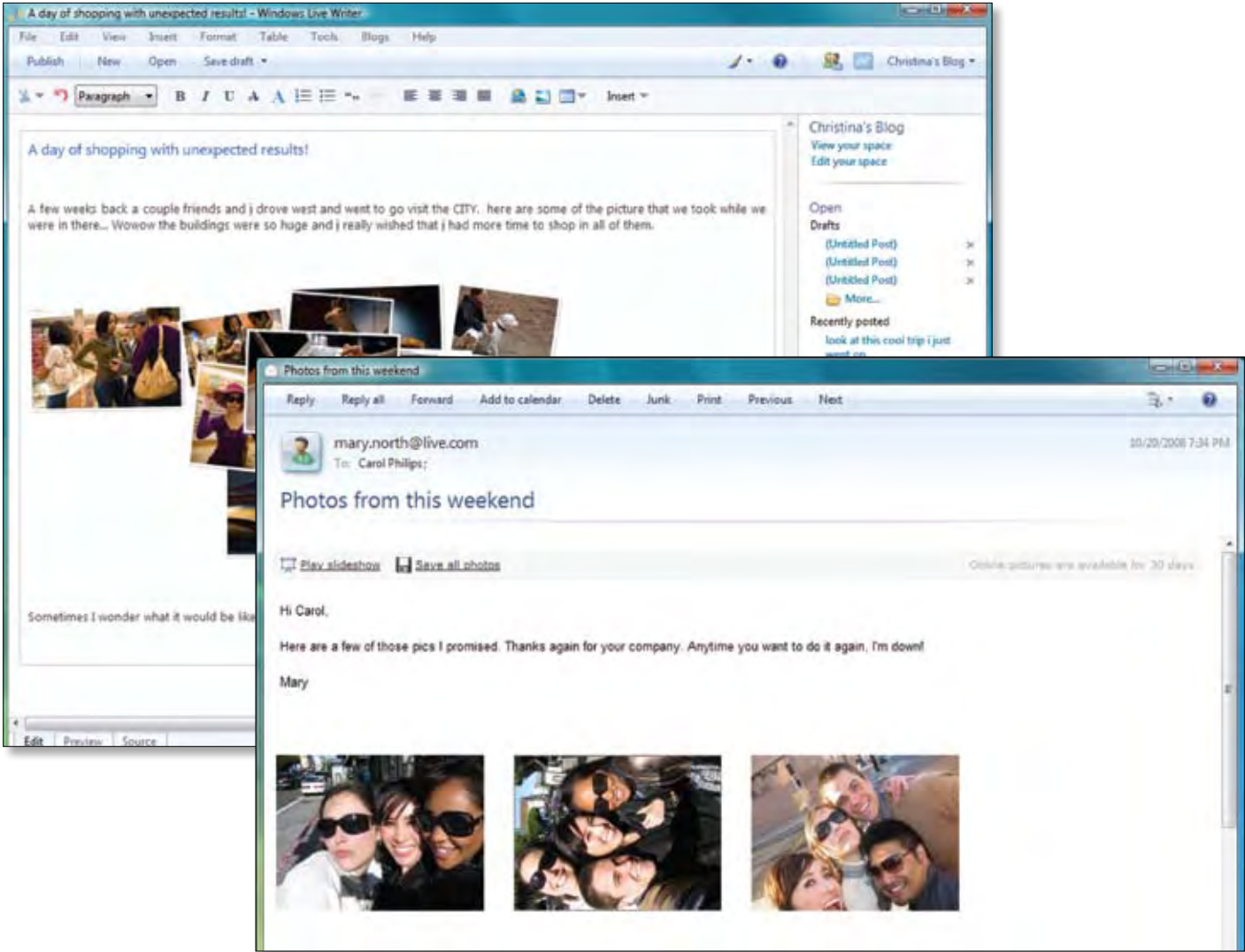
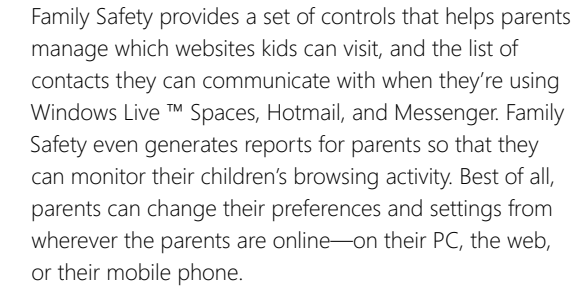


Photo Gallery is an application that helps you download, edit, organize, and publish your photos. You can tag photos in Photo Gallery so that you can easily find photos in the future. In fact, Photo Gallery incorporates a revolutionary face detection technology that works with you to help make people-tagging simple.

Photo Gallery also includes photo-stitching, a feature that lets you build panoramic views from a collection of photos, and enables easy publishing options to both Windows Live Photos, and other popular photo-sharing services. You can also order prints directly from 71,000 worldwide print services partners.

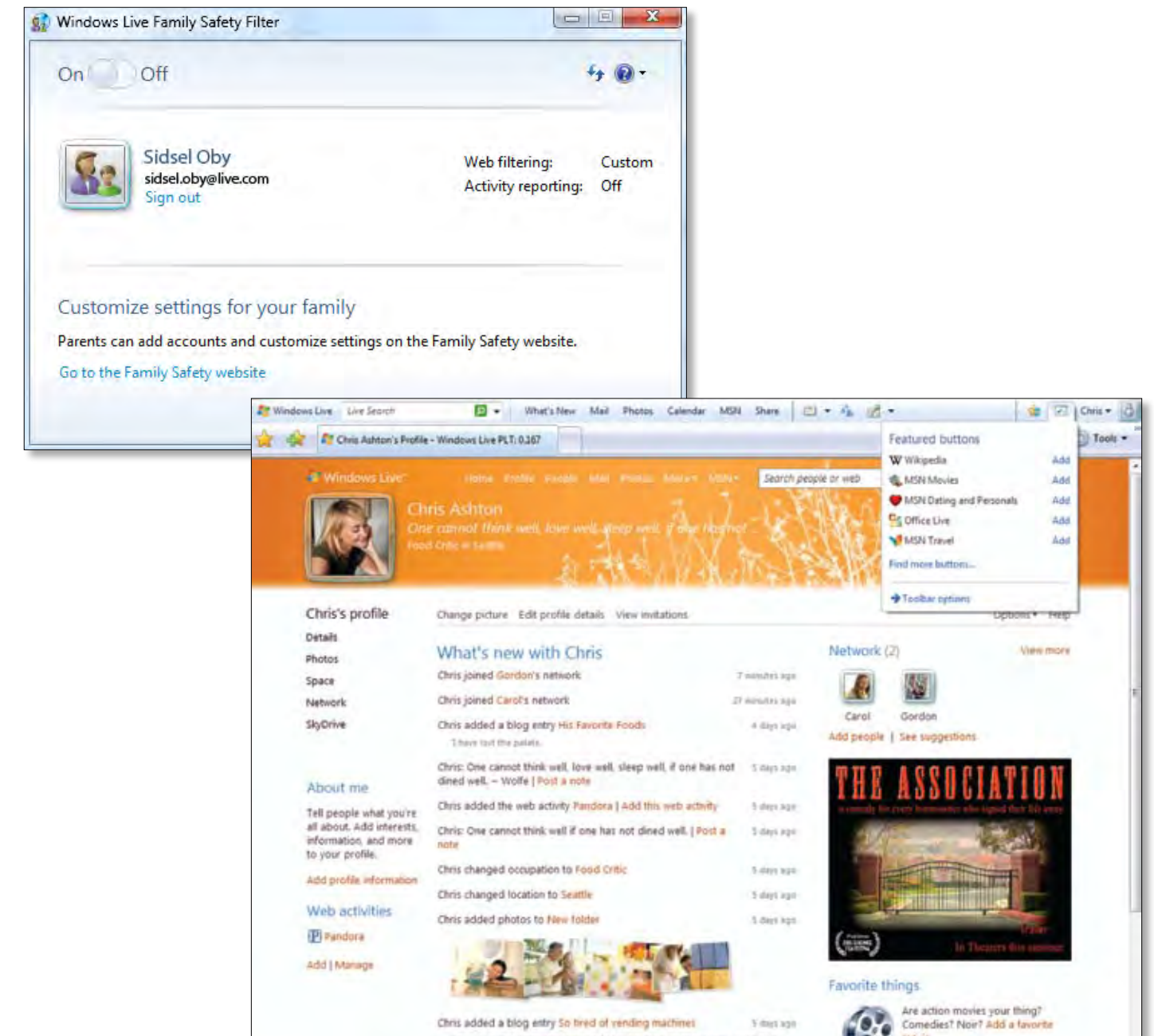
This service provides great backend photos management for photos.

Just like Photo Gallery aims to simplify what you can do with photos—create, edit, manage and share them easily—Movie Maker Beta has now been added to Windows Live to bring that same simplicity to videos. Movie Maker Beta is an application that enhances your capabilities for sharing your memories. You can use it to turn photos and video memories into great-looking movies that you can share with family and friends on the internet, CDs/DVDs, your TV, cellphone, or portable video device, using one of many codecs and software plug-ins available today.



*Note: Family Safety software must be installed on each computer your children use. If software is not installed, the safety settings cannot be enforced.

Toolbar provides at-a-glance summaries and access to the people and information you care about. It gives you quick access to your Windows Live services—Windows Live Mail, Windows Live Calendar, what's new, etc., so that you can easily share stuff you find on the web.



Windows Live: Experience a better way

Communicate and share

Even with the latest technology in the palm of your hand, staying connected to the people in your life isn't always easy. Windows Live aims to change that. It makes it simple for you to stay informed about activities your contacts are sharing and posting online via popular email, IM, and photo-sharing services. And all these services work seamlessly together with many third-party email, IM, and social networking services, so that you can focus on staying connected rather than navigating dozens of applications.

Our customers shared four things they wanted that would make it easier to keep in touch. Let's show you how.

“I need to share stuff with different categories of people in my life—family, friends, acquaintances.”



Task 1: Upload a new photo album from a family trip, share only with your family

Step 1: Start up Windows Live™ Photo Gallery, and select the album you want to upload from your PC.

Step 2: All the pictures from the album you selected will appear in the display. Select the pictures you want to upload to Windows Live.

Step 3: Click the “Publish” button on the menu bar. You will be presented with a list of publishing options, including:

- Publish to a personal album
 - Publish to an event
 - Publish to a group
 - Publish to MSN Videos (Note that this will be grayed out and won’t be an option when publishing a photo.)
 - Publish to any of your recent albums
 - Publish to other services
- For this example, publish “To a personal album”

Step 4: Log in to your Windows Live™ Photos page and navigate to this album. Click on “Send a link”.

Step 5: You will be redirected to a page that will ask you to select which contact category you want to share this album with (or you can specify email IDs of other recipients).

Step 6: You will receive a confirmation that the album has been shared.



“I need to keep in touch with my broad set of friends and colleagues, with MINIMUM effort.”

Task 2: Add a web activity from another network

Step 1: Log in to your homepage and select “Add websites” under “Web activities”.

Step 2: Navigate to the next page and choose from the array of feeds listed. Press the add button displayed next to the website feed you’d like to include.

Step 3: Navigate to the next page and decide if you want to share this feed with your friends. If you do, it will appear in your what’s new feed. You can also decide whether or not to include the feed’s badge in your profile. Make your selections by checking or un-checking the boxes next to the options “Show badge on my profile” and “Show update in what’s new”.

Step 4: When you are finished, save your changes, and you will receive a confirmation that the website feed has been added.

“Give me one place for all my email.”



Task 3: Consolidate another non-Hotmail email account into your current Windows Live™ Hotmail account

Step 1: Log in to your Hotmail account. On the left hand side, click on the “Add an email account” link.

Step 2: Provide the email ID and password for that account.

Step 3: Specify how you want this email to be delivered—in your inbox along with all your other email (but color coded for distinction) or separately into a specified folder.



“I want to express myself.”

Task 4: Customize your IM personality

Step 1: Log in to Windows Live™ Messenger. When you hover over the “Me” area—you should notice your color scheme, your user tile, and your Personal Status Message. The top right side will curl down and a brush will appear. Click on this to open a dialog box that will help you personalize your scene and color scheme.

Step 2: Double click on your display picture.

Step 3: Click “Tile with moods”.

Step 4: Select the mood that you want to capture.

Step 5: Record 4-sec video with your webcam.

Step 6: Click “Done”.

Manage all your stuff

Windows Live aggregates your data across all Windows Live services as well as many popular third-party services so you have one place to store, view, share, and manage your email accounts, contacts, photos, calendar, profiles, and notifications.

Our customers told us their daily life online was driven by three critical data management needs:



“I need to share my documents easily and with confidence.”

Task 1: Share files with a category of contacts you have organized via Windows Live™ SkyDrive

- Step 1:** Log in to Windows Live and click on the “More” menu on the Windows Live™ Home. Select “SkyDrive”.
- Step 2:** You will be redirected to the SkyDrive landing page. Click on “All folders” to display your personal, public, and shared folders. To share a new folder, click on “Create folder” from the menu bar.
- Step 3:** You will be redirected to a page where you will be asked to provide a name for the new folder. You will also be prompted to select a sharing scheme for the folder. From the drop-down menu choose “People I choose”.
- Step 4:** You will be redirected to a page where you can select who you want to share the folder with. You can select any of your contact categories (e.g., family or friends), any of your groups (click on the box to check the group you want to share with), or you can specify email addresses if they don’t already exist on your Windows Live network. After you have made your selections,

- click on the button labeled “Upload files” at the bottom of the page.
- Step 5:** You will be redirected to a page where you can drag and drop the files you need to share from a folder that resides on your PC. Once you click on “Upload”, you will see the progress of the files as they upload to Windows Live on the progress bar.
- Step 6:** When the upload is complete, you will be redirected to a confirmation page that lists the files that have been uploaded and shared with the group you chose. You can send a link to your contacts by clicking on the “Send a link” button.
- Step 7:** You will be redirected to a page where you can add other groups, or email IDs, add a personal message, or you can determine whether or not you want your friends to be signed in to Windows Live to access the folder. Make your selections and click “Send”.

“Save me from doing settings over and over again!”



Task 2: Manage all your settings across Windows Live from your Windows Live™ Profile page

- Step 1:** Log in to Windows Live and click on “Profile” from the Windows Live Home. You will be redirected to your Profile page. Click “Options”.
- Step 2:** Select “Language” listed under the “Display settings” area on the Profile page. This will redirect you to a page where you can select the language you want applied to your entire Windows Live experience. You can select from a menu of 13 languages. When you have made your selection, click “Done”.
- Step 3:** You will be directed back to the “Options” page. Under “Privacy” select “Friends list permissions”. This will redirect you to a page where you can select who you will allow to view your friends (people in your network). From the menu, you may choose only yourself, your friends, friends of friends, or everybody. When you have made your selection, click “Done”.



“You want to help me keep in touch? First help me manage my contacts!”

Task 3: Add contacts from another network

- Step 1:** Log in to Windows Live and go to Windows Live Home. On the bottom right of Home, you will see a section titled “Do more with Windows Live”.
- Step 2:** Under the “People” section, click on the link that says “Add a contact”.
- Step 3:** You are navigated to a page where you can add a contact from Hotmail, Messenger, or Facebook (more partners to come), or add a contact via their email ID, or add from a list of suggested contacts on the network.
- Step 4:** (optional) If you choose to add contacts from Facebook, a new window will open that will request you to log into your Facebook account.
- Step 5:** Once you have finished adding contacts, you will receive a confirmation message that the contact was added successfully.
- Step 6:** Now click on “People” in the header bar, and you should be able to see this newly added contact in your consolidated contact list.

Optimum experience across devices

Our customers want access to their online life anywhere and everywhere. They use their mobile devices to connect, share, and stay in sync. That’s why we designed this release of Windows Live to make common tasks—uploading photos and chatting with friends—seamless and consistent when you use your phone.*



“I want to upload my photos as I take them from my phone.”

Task 1: Upload a photo from your phone, via the mobile client

- Step 1:** Capture and save a photo on your mobile phone.
- Step 2:** Log in to Windows Live, and navigate to “Photos”. Select the album for this photo, or create a new album and navigate to it.
- Step 3:** Select “Menu” and then click on “Add photos”.
- Step 4:** You will be redirected to a page where you can browse photo files stored on your mobile phone and add to the current album. Select the photos stored on your phone and click on “Add” to upload the photos.

*Note: Please refer to page 14 of this guide for a list of Windows Live services available for mobile phones.



“I want to be able to IM from my mobile phone and have an easy and pleasing experience.”

Task 2: Start up an IM conversation from your phone

- Step 1:** Log in to Windows Live™ Client. Navigate in the ribbon to Messenger and click “Sign in”.
- Step 2:** Check if the contact you want to IM is online and click on the contact’s name.
- Step 3:** Write your message and click send. The message appears immediately on your contact’s Messenger, whether he/she is online on PC or mobile.
- Step 4:** Optional: Click on “Voice clip”, record a message, and click “Send”. It plays automatically on your contact’s Windows Live™ Messenger.

Note: Example shows how to do this on a Windows Mobile device with the Windows Live client installed. It is similar on other devices, such as Nokia and Blackberry, although some functionality can vary.

Partnerships enhance the new Windows Live experience

Windows Live invites third-party developers to enhance the experience for customers by creating new, integrated functionality and interesting applications with Windows Live. Developers can build their applications using Windows Live™ Services, a compelling set of web services, software, and infrastructure, and a marquee example of Microsoft’s software + services developer platform. Services is based on open standards and provides developers with robust and scalable resources that allow them to create web-enabled applications that tap directly into the Windows Live web audience.

The most important facet of Windows Live Services is the alliances with companies like Twitter, iLike, Yelp, WordPress, etc., that enable mutual access and integration of contacts and notifications between Windows Live and the partner’s services. Developers working on new applications or enhancing existing ones can access Quick Applications and code resources that help them integrate Windows Live functionality quickly and easily. This means they can use powerful Windows Live services including Windows Live Messenger, the Messenger Group gadget, Facebook

notifier widget, Gadgetly SMS, Oxygen Photo Gallery, and many more. A complete list of services available to third-party developers can be seen at <http://dev.live.com>. With so many offerings from Microsoft—Silverlight™, Live Search, MSN, Windows Live, Virtual Earth™, etc.—third-party developers are building cool mashups that will be familiar and easily accessible to Windows Live customers with their Windows Live™ IDs.

Some mashups examples:



Party starts

Integration of Windows Live™ Contacts with Virtual Earth maps. Choose people from your contacts list and invite them to places you select from a map.

Geek Girls

The Geek Girls Blogs uses Windows Live™ ID to create a central repository for women’s blogs. The mashup creates a wealth of knowledge that illustrates the amazing strength, agility, and force that is Women in IT.



Screendit

Using the Silverlight Streaming service, a Windows Live™ ID, and a Windows Live™ Spaces account, Screendit has created a place where designers can go for inspiration and peer feedback. Screendit is the antidote to “designer’s block.”



Live contacts

Maps the addresses of your Windows Live Contacts from Messenger, Mail, etc., using Virtual Earth.

Summary

Your life. Your stuff. All together at Windows Live.

Windows Live answers an unmet need in today's busy internet marketplace. It reduces the burden of keeping track of data that is scattered across multiple locations, and it lets customers consolidate their online data in one place.

Windows Live combines cutting-edge web services that integrate and work together as a suite. It is the best place on the internet to communicate and share, and it is a great place for customers to manage incoming and outgoing communications effectively.

With strong PC integration through custom applications and seamless integration within several mobile phone clients, Windows Live works consistently for customers no matter where they are or which device they use when they're online.

Windows Live offers a complete set of internet services that lets you integrate, share, and manage your digital life—contacts, email accounts, profiles, photos, files, calendars, outgoing, or incoming notifications. Access it anywhere. Access it everywhere—from almost any PC, phone, or other internet-enabled device...

Your life. Your stuff. All together at Windows Live.

Summary of new features

Email	
Consolidated email	<p>Consolidate your email accounts so that you don't have to keep checking them separately, logging into multiple email services one at a time. You can import any POP enabled non-Hotmail email accounts you have (e.g. Yahoo! Plus Mail*, Gmail, AOL, etc.) into Hotmail for convenient, one-stop access.</p> <p>Enjoy the option of seeing your email in one inbox (but color coded by account for easy distinction), or have each account filtered into a separate folder that you specify and label.</p>
Integration of what's new feed	<p>When you send a friend an email, we show you a page afterwards confirming that the email has been sent. If the friend is part of your Windows Live network, you'll also see on that page a concise update of the friend's online activity, both on Windows Live and third-party services.</p>
WebIM in Windows Live Hotmail	<p>You can now IM your Messenger contacts right from the Hotmail inbox.</p>
"Instant Access"	<p>Convenient tool for quickly finding and embedding photos, restaurant reviews, maps, directions, movie times, and more into emails as you write them—all without ever having to leave the email compose page.</p>
New look and feel	<p>We combined the "full" and "classic" experience into a single UI that gives everyone access to the same great features. Simpler, better.</p>
Ever-increasing storage	<p>Start out with 25GB and, if you need more, we'll automatically add more each month (subject to abuse control).</p>
POP access	<p>You can access stored Hotmail email when you're offline using Windows Live Mail or Outlook. With POP access, anyone can use just about any email application and still access Hotmail.</p>
Windows Live Calendar	<p>With the completely revamped Windows Live Calendar, it's easier than ever to manage multiple calendars—you can even subscribe to third-party calendars supporting the open iCalendar standard—share calendars with family and friends, track tasks, note birthdays and holidays, sync with Outlook and Windows Live Mail, and stay wonderfully organized.</p>
Speed and anti-spam	<p>After two years of hard work, spam in the Hotmail inbox is now down 80% (as compared to Aug 2006). And, thanks to performance tweaks, we're seeing up to 70% faster transaction speeds for broadband users.</p>

*Note: Requires a Yahoo! Plus Mail account because POP access is not available with free Yahoo! email accounts.

Instant messaging	
Integration of what's new feed	<p>The what's new feed in Messenger uses the same content as the rest of Windows Live, and shows up between contact list and tabs.</p>
Sharing photos and videos	<p>Photos and videos can be shared in the middle of a conversation, so that both parties can see and talk about the same image. They can also scroll through an album, or download pictures or videos being shared.</p>
Favorites	<p>Favorites are the user's most active/important contacts. The user selects her/his favorites. These favorites are surfaced at the top of the contact list, and given more visual space, showing more information and updates at a glance.</p>
MPOP	<p>Users will be able to sign in from multiple locations at the same time—Messenger Client, WebIM, Xbox® Live, etc. without getting logged out from any location.</p>
Group IM's	<p>IM with groups similar to IM with contacts. Groups can be set up through Messenger, with "instant" ability to chat.</p>
New look and feel	<p>The new messenger features a clean, light design with common user tiles and shared controls, focusing on contact interactions around the contact and in the conversation window.</p>
User customization	<p>Users can now customize their "Me" area with color schemes, Personal Status Message and Music PSM, and user tile designs. Users can set up their default scene in the user tile to a personal photo or image. A signature sound can be added that the user's contacts will hear when she/he starts a conversation.</p>

Social networking	
What's new feed	Helps you keep track of what is happening in your world—your friends' updates (photos, files, blogs, etc.) including those outside of your Suite (e.g, Twitter, iLike, Yelp). You must have permissions from your friends to get their updates. The what's new feed is integrated into most Windows Live™ services, keeping you “in the know” all the time.
Recent activity feed	Get updates on internet sites you are a member of (e.g, Twitter, iLike, Yelp). Choose which updates interest you.
Windows Live People page	The People page provides a single consolidated contact list that is easy to manage.
Windows Live Profile	Provides you with a personal web page to tell people about yourself, and find and connect with people with similar interests. Your friends can post messages for you on this page.
Windows Live Spaces	This is your customizable web page, that may be used for blogging, sharing favorites (your “favorites” could include books, music CDs, movies, etc.), and so on. It has a link to your profile.
Windows Live Groups	This page is a place for your team, club, or friends to collaborate online. Engage group members in discussions over email, IM, or on your group page. Create a shared calendar, upload files and photos, and chat with members via Messenger.
Windows Live Writer	This is software you can download to your Windows-powered desktop that will allow you to create expressive blog entries for others to see on your Windows Live Spaces as well as on third-party services like Wordpress, Blogger, TypePad, and most of the popular blogging sites. A single blog post may also be easily posted to several blogs.

Photos and videos	
Face detection	Windows Live™ Photo Gallery (client software) can recognize the people in your photos so that tagging and finding photos becomes easy.
People tagging	You can tag photos easily with names of people, location, or any other parameter, so that finding your photos both on Photo Gallery and on photos.live.com is very easy.
Slide shows	Slide shows are easy to do, with special effects built in, for example, fading and transitions and background music. The slide shows have photos front and center, no other distractions (i.e, ads).
Few click sharing	Easily share your photos via email (photo-mail), or Windows Live™ Messenger (Photo-IM), or publish to Spaces or your photos.live.com page, where your friends can comment on your photos. You can also publish on third-party sites, with third-party plug-ins.
Windows Live MovieMaker Beta	Create and share videos. The videos will automatically generate the credits (who made the film, when, who are the actors, etc.) based on information provided during the building of the video. Several built-in themes will be available to create a professional looking video with little effort.
Windows Live Framelt	Set up and maintain a feed for an internet-connected photo frame, which will be available via retail. You can include not only pictures, but weather, stock, and news highlights so they show up in the frame as well. You can even use it to feed a frame you give to another person, so you can remotely change that person's frame on their behalf.
Edit your photos	Use Photo Gallery (software) to remove redeye, autofix, and even crop your photo.
Easy offline printing	Use Photo Gallery (software) to print your photos at one of the 71,000 retail locations worldwide, or have them delivered to your doorstep. Also print them on your photo quality printer.

Files	
25GB storage	Provide a 25GB storage space on the web where you can store things and access from anywhere you're online.
Sharing options	The web storage space is easy to access and share with others when you set the permissions for who can access it and what portions, and then it integrates with the entire Windows Live suite (for example, email attachments can be downloaded to SkyDrive, IM, etc.).
Password protection	This web storage space is password protected via your Windows Live ID.
Organize stuff	
Consolidated contact list	You have a single contact list across email, IM, your network of friends and you can access this contact list on Windows Live via any PC or mobile phone with internet access.
Calendars	Windows Live provides a fully featured online personal calendar that offers complete functionality: event creation management, reminders, recurrence, day/week/month view, and print options. Gives you options for sharing your calendar with other people—with only people you specify, with several people via a public URL, or make your calendar public.
Group calendars	Create and manage online group calendars. Members have access to the group calendar with specified level of permission (e.g., read, edit, etc.). You can see calendars of your groups layered on top of your calendars. For example, you can create a view that shows your personal calendar, your carpool calendar, your soccer club calendar, all in one.
Events	Lets you create and send out event invitations and share pictures afterwards. This service will offer ready templates for a wide variety of common events and integrates with your online calendar.

Windows Live for mobile*

Mobile Web	Mobile "what's new feed"	Helps you keep track of what is happening in your world from your mobile phone—your friends' updates (photos, files, blogs, etc.), anywhere, anytime. You must have permissions from your friends to get their updates, and your settings carry across from PC to mobile. The "what's new feed" is integrated into most Windows Live for mobile services, keeping you "in the know" all the time.
	Mobile Web: Windows Live Photos for mobile	Ability to view your own and friends' photos using your mobile phone's web browser. You can browse albums, view photo thumbnails, see photo details, and add comments. You can also upload photos directly from your mobile phone.
	Upload photos from mobile phone	Unlock your mobile photos. Publish and share them from your web-enabled camera-phone, and see all your albums and your friends' albums on Windows Live from photos.live.com on your phone.
	Windows Live Profile for mobile	Mobile web access to your personal web page where you can tell people about yourself, view other peoples' profiles, and connect with others.
	Manage friend invites	Accept or decline friends' requests to connect with you, directly from your mobile phone's browser.
	Windows Live People for mobile	The place to go to from your mobile web browser to access and search within all your contacts and start communicating by phone, IM, or email.
	Search in Hotmail for mobile	Search within your email in Hotmail on the mobile web—a faster and more efficient way to find email using your mobile phone.
SMS	HTML support in mobile web email	A richer and user-friendlier experience when reading Hotmail email on the mobile web. This means that you can view HTML-encoded email that you receive, including images and active links in your email, using your mobile phone's browser (requires higher-end mobile web browser).
	Access Windows Live using SMS	Get access to your calendar and contacts, update your Personal Status Message, and invite a friend to connect directly from your mobile phone by just sending an SMS. Receive notifications and important updates via SMS, such as new email, etc.
Mobile Clients	Windows Live for Windows Mobile	The Windows Live for Windows Mobile client gives you a very rich experience with Windows Live on your Windows Mobile phone. Synchronize your Windows Live Contacts with your phone's address book, see which contacts are online (and sort them based on who's online), use Messenger to chat with one or multiple people (in multiple conversations or in group chats), access Hotmail and receive notifications as soon as a new email arrives, and upload photos directly from the camera application on your phone.
	Windows Live for Nokia (select Series 60 and Series 40 devices)	Series 60 devices: Rich Windows Live experience that provides contact synchronization with the phone's address book, rich Messenger experience with multiple conversations, and group chats, Hotmail emails are "pushed" to your device as they arrive, and photo upload is integrated into the camera application. Series 40 devices: Windows Live for Nokia gives you a rich Messenger experience with Contacts integrated into the phone's address book, so you can see who's online and start an IM conversation.

*Note: Mobile provider fees may apply.

Competitive comparison

Windows Live™ Messenger

Messenger is more than just an IM service. Rather, it plays an integral role in our users’ real-life relationships by providing them with interesting ways to communicate and socialize. Because of the real-time nature of

Messenger, we believe it is an application that sometimes acts as the alter-ego of our users. Here is a comparison of Messenger with other services in the market, based on the top features that we believe users care about most.

Instant messaging						
Features	What is it?	Windows Live Messenger before	Windows Live Messenger now	Yahoo! Messenger	AOL Instant Messenger	Google Talk
Client version		v8.5	v9.0 Beta	v9.0 Beta	v6.5	
Contact search (Wordwheel)	Simple, intuitive way to search and locate your instant messaging contacts					
Multiple points of presence	Sign in and use Messenger from multiple locations at the same time, like the web and a mobile phone					
Offline messaging	Send IM's to offline contacts					
IM-to-SMS messaging	Send instant messages to mobile friends over SMS					
Peer-to-peer file transfer	Easily share files with your instant messaging contacts					
Enhanced inline photo sharing	Share and comment on photos within the instant messaging conversation					
Hyperlinked personal status messages	Easily share active hyperlinks in your personal status message					
Favorites	Easily create a special category of instant messaging contacts that reside at the top of your contact list					

Instant messaging (continued)

Features	What is it?	Windows Live Messenger before	Windows Live Messenger now	Yahoo! Messenger	AOL Instant Messenger	Google Talk
Groups	Create and communicate "one-to-many" with a persistent, unique group of contacts					
Link safety	Receive a safety notice before IMed links are enabled; helps protect against SPIM					
Aero/Glass	View Aero® effects on the Windows Vista® operating system ¹					
PC-to-PC voice calling	Conduct voice conversations with your instant messaging contacts over your PC ²					
PC-to-PSTN voice calling	Call your friends on their landline or mobile phones and conduct a voice chat from your PC ³					
Video	View and share webcam video.					
Video Calling	Conduct fully-synched voice and video conversations ⁴					

¹ Windows Aero requires Windows Vista Home Premium, Windows Vista Business, or Windows Vista Ultimate.

² Requires compatible microphones and speakers or a headset.

³ PC to phone calling is a pay service provided by a third-party. Recipients of call on mobile devices may be charged a fee by their mobile provider.

⁴ Requires compatible web cameras, microphones, speakers, or a headset, and high-speed internet access.

Windows Live™ Hotmail

In Wave 3, Windows Live Hotmail focused on nailing substantial gains in spam-fighting, speed, and simplicity. We also added more of the features people expect from a cutting-edge email service, including integrated Web IM (in our case, integrated with the world's most popular IM service), ever increasing storage, free POP access, and the ability to aggregate third-party accounts into a single inbox for convenience. We're also starting to differentiate by smoothly integrating third-party activity feeds (i.e, social network updates) and introducing a cool little tool for quickly finding and embedding movie times, maps, restaurant reviews, and other popular nuggets into emails as you compose them.

Email (free)						
Features	What is it?	Windows Live Hotmail before	Windows Live Hotmail now	Gmail (Google)	Yahoo! Mail	AIM Mail
Storage limits	Maximum inbox size	5GB	Unlimited*	7GB	Unlimited*	Unlimited
POP access	Ability to pull your email in POP enabled client/service					
Reading pane	Preview your email	Only available in Full version				
POP aggregation	Ability to pull other email accounts into this account					
Integrated WebIM	Ability to IM from within email service					
Photo mail	Send photo thumbnails while photos upload on a server		 Available in Windows Live Mail only (not in Windows Live Hotmail)			
Instant access	Ability to search or access the portal while composing email					
Maximum message size	Maximum single email message sent or received	10MB	10MB	20MB	10MB	16MB
Maximum number of attachments	Maximum number of attachments in a single email message	50	50	No limit	50	No limit
File storage offering	Ability to download and store attachments online		 via SkyDrive			
Offline access to stored email	Ability to compose and store email offline	 via Windows Live Mail application	 via Windows Live Mail application			

* Subject to abuse policies.

Social networking

This release of Windows Live adopts a new approach to social networking. Rather than create yet another social networking destination on the web, we focused on infusing social networking into the common activities our customers do most in places online where their circle of contacts already reside. And, in our ongoing effort to help protect our customers' privacy, we have been extra careful to provide control over what information is shared. The table below compares the key social networking features of Windows Live.

Social networking							
Features	Description	Windows Live pre-Wave 3	Windows Live (Spaces and Profile)	Google (Orkut and Blogger)	Yahoo! (Geocities and MyBlog Log)	Facebook	MySpace
Activity feeds	A feed of information about what your friends have been doing on a service						
Sharing and viewing photos	The ability to upload photos, view photos, and share them with friends and family						
Blogging	The ability to create blog entries						
Customization	The ability to create a personal page with a specific design, layout, and color						
Private messaging	The ability to send messages to other users of the service that visitors cannot see						
Public messaging	The ability to leave public comments on a person's profile that visitors can see						
IM integration	The ability to IM a person directly from their profile						
Friends list	The list of people that a user is connected to on a specific service						
Contact management	The ability to add, edit, and manage contact information of people both on your friends list and in your personal address book						
Permissioning/Privacy	Advanced permissions and categorizations of content types, which give consumers detailed control of who can view their content						
Mobile experience	The ability to view and update content on a mobile phone						
Application platform	A platform that developers can use to create gadgets or applications to customize a page						
Open APIs	The ability to use exposed APIs for the service to create new and interesting services with the data						

Windows Live™ Photos

Photos is the biggest category of what internet users share with each other. In this release, Windows Live™ has focused on helping our users manage the entire life cycle of their photos, from capture, to storage, to sharing, and to socializing around the memories that the photos capture. Between Windows Live™ Photo Gallery,

Windows Live™ Photos, and Windows Live™ Movie Maker Beta, we offer a comprehensive set of tools to help you create and share memories. Here is how the Windows Live offering stacks up against key competitors on the top features we believe users care about:

Photos						
Feature	Photos.live.com	Facebook	Flickr	Photobucket	Kodak	Fotolog
What rocks	People connections	Viral / social	Platform, brand, Yahoo!	MySpace, video, volume	Brand / Channel / Features	Tremendous growth outside of US
Albums	<div></div>	<div>(60/album)</div>	3 sets (free)	<div></div>	<div></div>	<div></div>
Thumbnails	<div></div>	<div></div>	<div></div>	<div></div>	<div></div>	<div>(6 images per day)</div>
Slide show	<div></div>		<div></div>	<div></div>	<div></div>	
Privacy model	Public Private Connections	Public Friends Groups Search	Public 2 Groups (Friends/Family) Search	Public Groups Friends	Public Private	Public Fotologers Private
Full resolution upload	<div></div>	<div></div>	<div></div>	TBD	<div>(premium)</div>	
Free offering	5GB	Unlimited	100MB/Month photo uploads	1GB		1 photo / day
Paid offering	N/A		<div></div>	<div></div>	<div>(unlimited full res download)</div>	<div>(6 images per day)</div>
Client suite & integrated scenarios	<div></div>			w/ Adobe	<div></div>	
Download original	<div></div>		Paid Only			
Online editing tools		<div></div>	<div></div>	<div></div>	<div></div>	
Personalize features	<div></div>			<div></div>		<div></div>
Photo merchandise	Some		<div></div>	<div></div>	<div></div>	
Photo management tools	<div></div>	<div></div>	<div></div>	<div></div>	Some	Some
Uploading tools	Client, web, phone	Web, phone	Open client, web, phone	Open client, web, phone	Client	Web
June WW minutes	351	2,823	477	879	87	2,950

Windows Live™ SkyDrive

SkyDrive helps you easily store and share your files in a password-protected place online—with anyone you choose, from anywhere you’re online. Plus, with 25GB of storage, better integrated photo support, drag-and-drop file folder transfers, and tons of helpful, useful new features, SkyDrive is redefining the external web storage. The function of SkyDrive that is most important to our users today is online file and photo sharing, either publicly, via password, or unpublished URLs, with the

ability to organize, annotate, and leave comments on posted items. This space is a focal point for SkyDrive, particularly in web photos scenarios. The other important feature our users are looking for is to access that data from any internet-connected PC. The biggest competitor to SkyDrive in this regard is the email-files-to-myself scenario (Gmail, Yahoo!, etc.), which has the draw backs of being difficult to organize, annotate, and share. Here is how SkyDrive stacks up:

Online photos and file sharing						
Store	Your available online storage	SkyDrive Wave 2	SkyDrive Wave 3	MobileMe (Apple)	Flickr (Yahoo!)	Picassa (Google)
		5GB and up to 500 new files stored per month	25GB and up to 1,000 new files stored per month	0GB (20GB storage & 200GB transfer/month for \$99/year)	100MB/month photos and video	1GB total photos and video stored
	File types you’re able to upload	All	All	All	Photos and video only	Photos and video only
	Drag and drop upload	<div></div>	<div></div>	<div></div>	<div></div>	
	Use a desktop application to organize and upload your photos	<div></div>	<div></div>	<div></div>		<div></div>
Share	Share your photos in slide show mode	<div></div>	<div></div>	<div></div>	<div></div>	<div></div>
	Select personal themes for photo and file sharing sites	<div></div>	<div></div>	<div></div>		
	Invite users by email to see your photos	<div></div>	<div></div>	<div></div>	<div></div>	<div></div>
	Automatically keep friends updated on new photos added		<div></div>		<div></div>	<div></div>

Technical information

Operating systems

Name	Supported
Windows XP SP2 (and up)	Yes
Windows XP x64	No
Windows Server® 2003*	No
Windows Vista (and up)	Yes
Windows Vista x64 (and up)	Yes
Windows Server 2008	Yes
Windows 7 Beta	Yes
Windows 7 x64 Beta	Yes
Windows 7 Server Beta	No

*Note: Includes Windows Home Server

Browser support

- Internet Explorer 6.0+ on Windows
- Internet Explorer 6.x
- Internet Explorer 7.x
- Internet Explorer 8.x
(Strict mode—Internet Explorer 7 compatibility)
- FireFox 2.0+ on Windows and Macintosh
- Safari 3.0+ on Windows and Macintosh

Hardware requirements

Processors
Windows XP: 800MHz Processor
Windows Vista: 1GHz Processor
Video Call: 1.8GHz Processor
High Quality Video Call (VGA): Dual Core Processor (1.8GHz)
Memory
Windows XP: 256MB
Windows Vista: 512MB

Internet connection
Internet functionality requires dial-up or broadband
Internet access (user must obtain separately, broadband recommended). Local or long-distance charges may apply.

Display
Minimum: 1024 x 768 screen resolution.
Windows Live Movie Maker: DirectX® 9, ATI Radeon 9500 (or greater) or nVidia GeForce FX 5900 (or greater)

Prerequisite software
These components are required and will be downloaded and installed if they're not already on your computer.
Windows Live Writer
Microsoft .NET Framework 1.1 or greater*
Windows Live Photo Gallery:
Windows Imaging Codecs*
SQL 2005 Compact Edition

*This component is not required when installing on a Windows Vista-powered PC.